Hi-FLEXi S mavo+ Series



Extra Long Pipe Design

With extra long pipe, the height difference between the indoor unit and outdoor unit is up to 90 meters*, which makes installation more flexible.

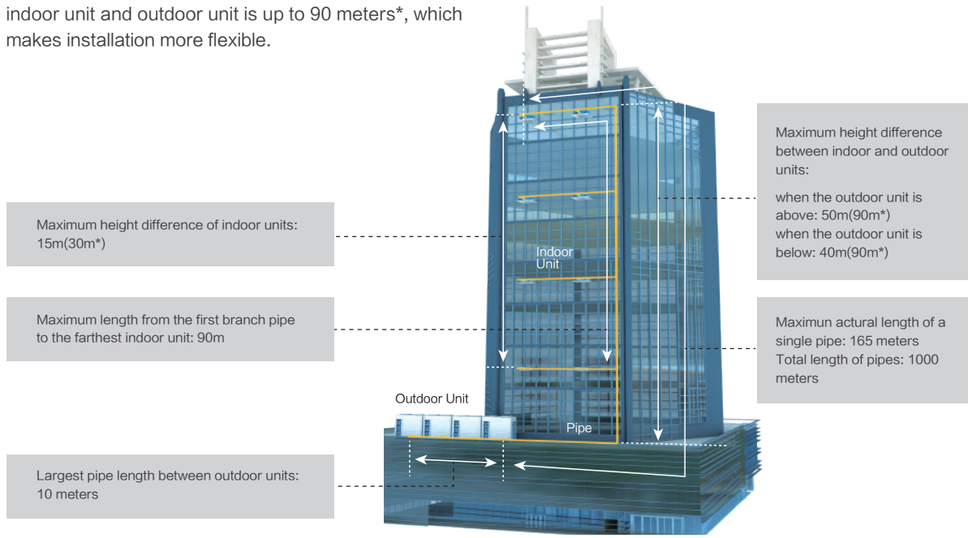

*Note: For detailed information, please contact Hisense's technical staff.

High-efficiency Compressor

Hi-FLEXi S mavo+ series adopts a new generation of scroll compressor, and it has an excellent mechanism called as FCM (Frame Compliant Mechanism) which will optimally increase the performance of the whole compressor, especially for operation under low load.

1 Direct suction
Higher volumetric efficiency.

2 Asymmetric Scroll
Reduce the leakage loss of the compressor, and enhance the efficiency and reliability.

3 Reliable bearing
Adopt high-reliability slide bearing, better bearing capacity, lower noise and higher reliability.

4 High-efficiency Motor
Rare-earth permanent magnet motor with specially designed structure.

5 Oil Balance Tube
High reliability by oil balance between multiple compressors.

6 No-return valve design
Increase the efficiency and enhance the reliability under large-load operation.

7 Pressure relief valve design
Increase the efficiency and enhance the reliability under large-load operation.

8 Terminal cover of power supply
Ensure stable and firm wire connection with higher protection level.

9 Internal oil separator tube
Achieve internal circulation of lubricating oil, reducing overheat loss and the oil discharge rate.

10 High-pressure chamber structure
Large exhaust buffer chamber to reduce airflow noise and vibration during operation.

11 High Reliable Oil Supply System
Sufficient oil supply is ensured according to the oil pressure difference even at low speed and partial load conditions.

Hi-FLEXi S mavo+ Series



HP			8HP	10HP	12HP	14HP	16HP	18HP
Model	Model		AVWT-76HKFSEA	AVWT-96HKFSEA	AVWT-114HKFSEA	AVWT-136HKFSEA	AVWT-154HKFSEA	AVWT-170HKFSEA
	Modules		——	——	——	——	——	——
	Power Supply		AC 3Φ, 380-415V/50/60Hz					
Cooling	Capacity	kW	22.4	28.0	33.5	40.0	45.0	50.0
		kBtu/h	76.4	95.5	114.3	136.5	153.5	170.6
	Power Input	kW	4.79	6.60	7.96	10.34	12.26	14.04
	EER	kW/kW	4.68	4.24	4.21	3.87	3.67	3.56
Heating	Capacity	kW	25.0	31.5	37.5	45.0	50.0	56.0
		kBtu/h	85.3	107.5	128.0	153.5	170.6	191.1
	Power Input	kW	5.13	6.79	8.50	10.84	12.20	14.81
	COP	kW/kW	4.87	4.64	4.41	4.15	4.10	3.78
Ventilation	Air Flow Rate	m^3/min	183	183	183	200	200	200
	Fan Quantity		1	1	1	2	2	2
	Static Pressure	Pa	110	110	110	110	110	110
Sound Pressure Level	Normal Mode	dB(A)	56	57	59	59	60	61
	Night Shift Mode	dB(A)	41	42	44	44	45	46
Compressor	Type	–	Scroll Compressor					
	Compressor Quantity	pcs	1	1	1	1	1	1
Refrigerant	Type	–	R410A					
	Pre-charged Quantity	kg	5.3	5.3	6.2	8.0	8.0	9.6
Weight	Net Weight	kg	217	219	223	272	273	296
	Gross Weight	kg	246	248	252	306	307	330
Dimensions	External(HxWxD)	mm	1730x950x750	1730x950x750	1730x950x750	1730x1210x750	1730x1210x750	1730x1210x750
	Packing(HxWxD)	mm	1950x1015x790	1950x1015x790	1950x1015x790	1950x1275x790	1950x1275x790	1950x1275x790
Cabinet Color			Ivory White	Ivory White	Ivory White	Ivory White	Ivory White	Ivory White
Ref. Piping	Gas	mm	Φ19.05	Φ22.20	Φ25.40	Φ25.40	Φ28.60	Φ28.60
		inch	3/4	7/8	1	1	1-1/8	1-1/8
	Liquid	mm	Φ9.53	Φ9.53	Φ12.70	Φ12.70	Φ12.70	Φ15.88
		inch	3/8	3/8	1/2	1/2	1/2	5/8
Connectable Indoor Units	Quantity	pcs	13	16	19	23	26	29
	Total Capacity	–	50%-150%	50%-150%	50%-150%	50%-150%	50%-150%	50%-150%
Piping Design	Height Difference Between ODU and IDU	m(above)	50(90*1)	50(90*1)	50(90*1)	50(90*1)	50(90*1)	50(90*1)
		m(below)	40(90*1)	40(90*1)	40(90*1)	40(90*1)	40(90*1)	40(90*1)
	Height Difference Between IDUs	m	30	30	30	30	30	30
	Max. Piping Length	m	1000	1000	1000	1000	1000	1000
Operation Range*2	Cooling	DB	-5℃-52℃	-5℃-52℃	-5℃-52℃	-5℃-52℃	-5℃-52℃	-5℃-52℃
	Heating	WB	-25℃-16.5℃	-25℃-16.5℃	-25℃-16.5℃	-25℃-16.5℃	-25℃-16.5℃	-25℃-16.5℃

Notes:
1. Rated capacity is tested in the following conditions:
   Pipe length: 7.5m, Pipe height difference: 0m; Cooling operation: indoor air inlet temperature 27℃DB 19℃WB, outdoor ambient temperature 35℃DB;
   Heating operation: indoor air inlet temperature 20℃DB, outdoor ambient temperature 7℃DB 6℃WB.
2. The above noise values are measured in the anechoic chamber without reflected echo. Measurement point: 1 meter from the service cover surface and 1.5 meters from floor level.
*1: For height difference between ODU & IDU more than 50(40)m, please contact with our professional engineer.
*2: When the operation temperature is under 48℃ DB ~ 52℃ DB or -25℃ WB ~ -20℃ WB, the system may be in intermittent operation. Please contact with ur professional engineer.

Hi-FLEXi S mavo+ Series



HP			20HP	22HP	24HP	26HP	28HP
Model	Model		AVWT-190HKFSEA	AVWT-212HKFSEA	AVWT-232HKFSEA	AVWT-250HKFSEA	AVWT-272HKFSEA
	Modules		——	——	——	——	——
	Power Supply		AC 3Φ, 380-415V/50/60Hz				
Cooling	Capacity	kW	56.0	61.5	68.0	72.5	80.0
		kBtu/h	191.1	209.8	232.0	247.4	273.0
	Power Input	kW	15.38	17.83	19.88	20.83	24.10
	EER	kW/kW	3.64	3.45	3.42	3.48	3.32
Heating	Capacity	kW	63.0	69.0	75.0	80.0	90.0
		kBtu/h	215.0	235.4	255.9	273.0	307.1
	Power Input	kW	16.36	18.70	20.72	21.98	25.57
	COP	kW/kW	3.85	3.69	3.62	3.64	3.52
Ventilation	Air Flow Rate	m^3/min	267	296	296	350	350
	Fan Quantity		2	2	2	2	2
	Static Pressure	Pa	110	110	110	110	110
Sound Pressure Level	Normal Mode	dB(A)	62	63	63	64	64
	Night Shift Mode	dB(A)	47	48	48	49	49
Compressor	Type	–	Scroll Compressor				
	Compressor Quantity	pcs	1	2	2	2	2
Refrigerant	Type	–	R410A				
	Pre-charged Quantity	kg	10.3	12.2	12.2	12.0	12.0
Weight	Net Weight	kg	316	363	365	391	392
	Gross Weight	kg	347	400	402	433	434
Dimensions	External(HxWxD)	mm	1730x1350x750	1730x1350x750	1730x1350x750	1730x1600x750	1730x1600x750
	Packing(HxWxD)	mm	1950x1420x790	1950x1420x790	1950x1420x790	1950x1665x790	1950x1665x790
Cabinet Color			Ivory White	Ivory White	Ivory White	Ivory White	Ivory White
Ref. Piping	Gas	mm	Φ28.60	Φ28.60	Φ28.60	Φ31.75	Φ31.75
		inch	1-1/8	1-1/8	1-1/8	1-1/4	1-1/4
	Liquid	mm	Φ15.88	Φ15.88	Φ15.88	Φ19.05	Φ19.05
		inch	5/8	5/8	5/8	3/4	3/4
Connectable Indoor Units	Quantity	pcs	33	36	40	43	47
	Total Capacity	–	50%-150%	50%-150%	50%-150%	50%-150%	50%-150%
Piping Design	Height Difference Between ODU and IDU	m(above)	50(90*1)	50(90*1)	50(90*1)	50(90*1)	50(90*1)
		m(below)	40(90*1)	40(90*1)	40(90*1)	40(90*1)	40(90*1)
	Height Difference Between IDUs	m	30	30	30	30	30
	Max. Piping Length	m	1000	1000	1000	1000	1000
Operation Range*2	Cooling	DB	-5℃-52℃	-5℃-52℃	-5℃-52℃	-5℃-52℃	-5℃-52℃
	Heating	WB	-25℃-16.5℃	-25℃-16.5℃	-25℃-16.5℃	-25℃-16.5℃	-25℃-16.5℃

Notes:
1. Rated capacity is tested in the following conditions:
   Pipe length: 7.5m, Pipe height difference: 0m; Cooling operation: indoor air inlet temperature 27℃DB 19℃WB, outdoor ambient temperature 35℃DB;
   Heating operation: indoor air inlet temperature 20℃DB, outdoor ambient temperature 7℃DB 6℃WB.
2. The above noise values are measured in the anechoic chamber without reflected echo. Measurement point: 1 meter from the service cover surface and 1.5 meters from floor level.
*1: For height difference between ODU & IDU more than 50(40)m, please contact with our professional engineer.
*2: When the operation temperature is under 48℃ DB ~ 52℃ DB or -25℃ WB ~ -20℃ WB, the system may be in intermittent operation. Please contact with ur professional engineer.

Hi-FLEXi S mavo+ Series



HP			30HP	32HP	34HP	36HP
Model	Model		AVWT-290HKFSEA	AVWT-308HKFSEA	AVWT-324HKFSEA	AVWT-340HKFSEA
	Modules		AVWT-136HKFSEA AVWT-154HKFSEA	AVWT-154HKFSEA AVWT-154HKFSEA	AVWT-154HKFSEA AVWT-170HKFSEA	AVWT-170HKFSEA AVWT-170HKFSEA
	Power Supply		AC 3Φ, 380-415V/50/60Hz			
Cooling	Capacity	kW	85.0	90.0	95.0	100.0
		kBtu/h	290.0	308.0	324.0	342.0
	Power Input	kW	22.60	24.52	26.31	28.09
	EER	kW/kW	3.76	3.67	3.61	3.56
Heating	Capacity	kW	95.0	100.0	106.0	112.0
		kBtu/h	324.0	342.0	362.0	382.0
	Power Input	kW	23.04	24.39	27.01	29.63
	COP	kW/kW	4.12	4.10	3.92	3.78
Ventilation	Air Flow Rate	m³/min	400	400	400	400
	Fan Quantity		4	4	4	4
	Static Pressure	Pa	110	110	110	110
Sound Pressure Level	Normal Mode	dB(A)	64	64	64	64
	Night Shift Mode	dB(A)	49	49	49	49
Compressor	Type	–	Scroll Compressor			
	Compressor Quantity	pcs	2	2	2	2
Refrigerant	Type	–	R410A			
	Pre-charged Quantity	kg	8.0+8.0	8.0+8.0	8.0+9.6	9.6+9.6
Weight	Net Weight	kg	272+273	273+273	273+296	296+296
	Gross Weight	kg	306+307	307+307	307+330	330+330
Dimensions	External(HxWxD)	mm	1730x (1210+1210) x750	1730x (1210+1210) x750	1730x (1210+1210) x750	1730x (1210+1210) x750
	Packing(HxWxD)	mm	1950x (1275+1275) x790	1950x (1275+1275) x790	1950x (1275+1275) x790	1950x (1275+1275) x790
Cabinet Color			Ivory White	Ivory White	Ivory White	Ivory White
Ref. Piping	Gas	mm	Φ31.75	Φ31.75	Φ38.10	Φ38.10
		inch	1-1/4	1-1/4	1-1/2	1-1/2
	Liquid	mm	Φ19.05	Φ19.05	Φ19.05	Φ19.05
		inch	3/4	3/4	3/4	3/4
Connectable Indoor Units	Quantity	pcs	49	52	55	59
	Total Capacity	–	50%-150%	50%-150%	50%-150%	50%-150%
Piping Design	Height Difference Between ODU and IDU	m(above)	50(90*1)	50(90*1)	50(90*1)	50(90*1)
		m(below)	40(90*1)	40(90*1)	40(90*1)	40(90*1)
	Height Difference Between IDUs	m	30	30	30	30
	Max. Piping Length	m	1000	1000	1000	1000
Operation Range*2	Cooling	DB	-5℃-52℃	-5℃-52℃	-5℃-52℃	-5℃-52℃
	Heating	WB	-25℃-16.5℃	-25℃-16.5℃	-25℃-16.5℃	-25℃-16.5℃

Notes:
1. Rated capacity is tested in the following conditions:
   Pipe length: 7.5m, Pipe height difference: 0m; Cooling operation: indoor air inlet temperature 27℃DB 19℃WB, outdoor ambient temperature 35℃DB;
   Heating operation: indoor air inlet temperature 20℃DB, outdoor ambient temperature 7℃DB 6℃WB.
2. The above noise values are measured in the anechoic chamber without reflected echo. Measurement point: 1 meter from the service cover surface and 1.5 meters from floor level.
*1: For height difference between ODU & IDU more than 50(40)m, please contact with our professional engineer.
*2: When the operation temperature is under 48℃ DB ~ 52℃ DB or -25℃ WB ~ -20℃ WB, the system may be in intermittent operation. Please contact with ur professional engineer.

Hi-FLEXi S mavo+ Series



HP			38HP	40HP	42HP	44HP	46HP
Model	Model		AVWT-360HKFSEA	AVWT-380HKFSEA	AVWT-402HKFSEA	AVWT-422HKFSEA	AVWT-444HKFSEA
	Modules		AVWT-170HKFSEA AVWT-190HKFSEA	AVWT-190HKFSEA AVWT-190HKFSEA	AVWT-170HKFSEA AVWT-232HKFSEA	AVWT-190HKFSEA AVWT-232HKFSEA	AVWT-212HKFSEA AVWT-232HKFSEA
	Power Supply		AC 3Φ, 380-415V/50/60Hz				
Cooling	Capacity	kW	106.0	112.0	118.0	124.0	129.5
		kBtu/h	362.0	382.0	405.0	425.0	440.0
	Power Input	kW	29.43	30.77	33.93	35.27	37.71
	EER	kW/kW	3.60	3.64	3.48	3.52	3.43
Heating	Capacity	kW	119.0	126.0	131.0	138.0	144.0
		kBtu/h	405.0	430.0	445.0	470.0	490.0
	Power Input	kW	31.18	32.73	35.53	37.08	39.42
	COP	kW/kW	3.82	3.85	3.69	3.72	3.65
Ventilation	Air Flow Rate	m³/min	467	496	496	563	592
	Fan Quantity		4	4	4	4	4
	Static Pressure	Pa	110	110	110	110	110
Sound Pressure Level	Normal Mode	dB(A)	65	65	65	66	66
	Night Shift Mode	dB(A)	50	50	50	51	51
Compressor	Type	–	Scroll Compressor				
	Compressor Quantity	pcs	2	2	3	3	4
Refrigerant	Type	–	R410A				
	Pre-charged Quantity	kg	9.6+10.3	10.3+10.3	9.6+12.2	10.3+12.2	12.2+12.2
Weight	Net Weight	kg	296+316	316+316	296+365	316+365	363+365
	Gross Weight	kg	330+347	347+347	330+402	347+402	400+402
Dimensions	External(HxWxD)	mm	1730x (1210+1350) x750	1730x (1210+1350) x750	1730x (1210+1350) x750	1730x (1350+1350) x750	1730x (1350+1350) x750
	Packing(HxWxD)	mm	1950x (1275+1420) x790	1950x (1275+1420) x790	1950x (1275+1420) x790	1950x (1420+1420) x790	1950x (1420+1420) x790
Cabinet Color			Ivory White	Ivory White	Ivory White	Ivory White	Ivory White
Ref. Piping	Gas	mm	Φ38.10	Φ38.10	Φ38.10	Φ38.10	Φ41.30
		inch	1-1/2	1-1/2	1-1/2	1-1/2	1-5/8
	Liquid	mm	Φ19.05	Φ19.05	Φ19.05	Φ19.05	Φ22.20
		inch	3/4	3/4	3/4	3/4	7/8
Connectable Indoor Units	Quantity	pcs	62	64	64	64	64
	Total Capacity	–	50%-150%	50%-150%	50%-150%	50%-150%	50%-150%
Piping Design	Height Difference Between ODU and IDU	m(above)	50(90*1)	50(90*1)	50(90*1)	50(90*1)	50(90*1)
		m(below)	40(90*1)	40(90*1)	40(90*1)	40(90*1)	40(90*1)
	Height Difference Between IDUs	m	30	30	30	30	30
	Max. Piping Length	m	1000	1000	1000	1000	1000
Operation Range*2	Cooling	DB	-5℃-52℃	-5℃-52℃	-5℃-52℃	-5℃-52℃	-5℃-52℃
	Heating	WB	-25℃-16.5℃	-25℃-16.5℃	-25℃-16.5℃	-25℃-16.5℃	-25℃-16.5℃

Notes:
1. Rated capacity is tested in the following conditions:
   Pipe length: 7.5m, Pipe height difference: 0m; Cooling operation: indoor air inlet temperature 27℃DB 19℃WB, outdoor ambient temperature 35℃DB;
   Heating operation: indoor air inlet temperature 20℃DB, outdoor ambient temperature 7℃DB 6℃WB.
2. The above noise values are measured in the anechoic chamber without reflected echo. Measurement point: 1 meter from the service cover surface and 1.5 meters from floor level.
*1: For height difference between ODU & IDU more than 50(40)m, please contact with our professional engineer.
*2: When the operation temperature is under 48℃ DB ~ 52℃ DB or -25℃ WB ~ -20℃ WB, the system may be in intermittent operation. Please contact with ur professional engineer.

Hi-FLEXi S mavo+ Series



HP			48HP	50HP	52HP	54HP	56HP
Model	Model		AVWT-464HKFSEA	AVWT-482HKFSEA	AVWT-504HKFSEA	AVWT-522HKFSEA	AVWT-544HKFSEA
	Modules		AVWT-232HKFSEA AVWT-232HKFSEA	AVWT-232HKFSEA AVWT-250HKFSEA	AVWT-232HKFSEA AVWT-272HKFSEA	AVWT-250HKFSEA AVWT-272HKFSEA	AVWT-272HKFSEA AVWT-272HKFSEA
	Power Supply		AC 3Φ, 380-415V/50/60Hz				
Cooling	Capacity	kW	136.0	140.5	148.0	152.5	160.0
		kBtu/h	465.0	480.0	505.0	520.0	545.0
	Power Input	kW	39.77	40.72	43.98	44.93	48.19
	EER	kW/kW	3.42	3.45	3.37	3.39	3.32
Heating	Capacity	kW	150.0	155.0	165.0	170.0	180.0
		kBtu/h	510.0	530.0	565.0	580.0	615.0
	Power Input	kW	41.44	42.70	46.29	47.55	51.14
	COP	kW/kW	3.62	3.63	3.56	3.58	3.52
Ventilation	Air Flow Rate	m^3/min	592	646	646	700	700
	Fan Quantity		4	4	4	4	4
	Static Pressure	Pa	110	110	110	110	110
Sound Pressure Level	Normal Mode	dB(A)	66	67	67	67	67
	Night Shift Mode	dB(A)	51	52	52	52	52
Compressor	Type	–	Scroll Compressor				
	Compressor Quantity	pcs	4	4	4	4	4
Refrigerant	Type	–	R410A				
	Pre-charged Quantity	kg	12.2+12.2	12.2+12.0	12.2+12.0	12.0+12.0	12.0+12.0
Weight	Net Weight	kg	365+365	365+391	365+392	391+392	392+392
	Gross Weight	kg	402+402	402+433	402+434	433+434	434+434
Dimensions	External(HxWxD)	mm	1730x (1350+1350) x750	1730x (1350+1600) x750	1730x (1350+1600) x750	1730x (1600+1600) x750	1730x (1600+1600) x750
	Packing(HxWxD)	mm	1950x (1420+1420) x790	1950x (1420+1665) x790	1950x (1420+1665) x790	1950x (1665+1665) x790	1950x (1665+1665) x790
Cabinet Color			Ivory White	Ivory White	Ivory White	Ivory White	Ivory White
Ref. Piping	Gas	mm	Φ41.3	Φ41.3	Φ41.3	Φ41.3	Φ41.3
		inch	1-5/8	1-5/8	1-5/8	1-5/8	1-5/8
	Liquid	mm	Φ22.2	Φ22.2	Φ22.2	Φ22.2	Φ22.2
		inch	7/8	7/8	7/8	7/8	7/8
Connectable Indoor Units	Quantity	pcs	64	64	64	64	64
	Total Capacity	–	50%-150%	50%-150%	50%-150%	50%-150%	50%-150%
Piping Design	Height Difference Between ODU and IDU	m(above)	50(90*1)	50(90*1)	50(90*1)	50(90*1)	50(90*1)
		m(below)	40(90*1)	40(90*1)	40(90*1)	40(90*1)	40(90*1)
	Height Difference Between IDUs	m	30	30	30	30	30
	Max. Piping Length	m	1000	1000	1000	1000	1000
Operation Range*2	Cooling	DB	-5℃-52℃	-5℃-52℃	-5℃-52℃	-5℃-52℃	-5℃-52℃
	Heating	WB	-25℃-16.5℃	-25℃-16.5℃	-25℃-16.5℃	-25℃-16.5℃	-25℃-16.5℃

Notes:
1. Rated capacity is tested in the following conditions:
   Pipe length: 7.5m, Pipe height difference: 0m; Cooling operation: indoor air inlet temperature 27℃DB 19℃WB, outdoor ambient temperature 35℃DB;
   Heating operation: indoor air inlet temperature 20℃DB, outdoor ambient temperature 7℃DB 6℃WB.
2. The above noise values are measured in the anechoic chamber without reflected echo. Measurement point: 1 meter from the service cover surface and 1.5 meters from floor level.
*1: For height difference between ODU & IDU more than 50(40)m, please contact with our professional engineer.
*2: When the operation temperature is under 48℃ DB ~ 52℃ DB or -25℃ WB ~ -20℃ WB, the system may be in intermittent operation. Please contact with ur professional engineer.

Hi-FLEXi S mavo+ Series



HP			58HP	60HP	62HP	64HP
Model	Model		AVWT-552HKFSEA	AVWT-572HKFSEA	AVWT-592HKFSEA	AVWT-612HKFSEA
	Modules		AVWT-170HKFSEA AVWT-170HKFSEA AVWT-212HKFSEA	AVWT-170HKFSEA AVWT-170HKFSEA AVWT-232HKFSEA	AVWT-170HKFSEA AVWT-190HKFSEA AVWT-232HKFSEA	AVWT-190HKFSEA AVWT-190HKFSEA AVWT-232HKFSEA
	Power Supply		AC 3Φ, 380-415V/50/60Hz			
Cooling	Capacity	kW	161.5	168.0	174.0	180.0
		kBtu/h	550.0	575.0	595.0	615.0
	Power Input	kW	45.92	47.97	49.31	50.65
	EER	kW/kW	3.52	3.50	3.53	3.55
Heating	Capacity	kW	181.0	187.0	194.0	201.0
		kBtu/h	620.0	640.0	660.0	685.0
	Power Input	kW	48.33	50.35	51.90	53.45
	COP	kW/kW	3.75	3.71	3.74	3.76
Ventilation	Air Flow Rate	m^3/min	696	696	763	792
	Fan Quantity		6	6	6	6
	Static Pressure	Pa	110	110	110	110
Sound Pressure Level	Normal Mode	dB(A)	67	67	67	67
	Night Shift Mode	dB(A)	52	52	52	52
Compressor	Type	–	Scroll Compressor			
	Compressor Quantity	pcs	4	4	4	4
Refrigerant	Type	–	R410A			
	Pre-charged Quantity	kg	9.6+9.6+12.2	9.6+9.6+12.2	9.6+10.3+12.2	10.3+10.3+12.2
Weight	Net Weight	kg	296+296+363	296+296+365	296+316+365	316+316+365
	Gross Weight	kg	330+330+400	330+330+402	330+347+402	347+347+402
Dimensions	External(HxWxD)	mm	1730x (1210+1210+1350) x750	1730x (1210+1210+1350) x750	1730x (1210+1350+1350) x750	1730x (1210+1350+1350) x750
	Packing(HxWxD)	mm	1950x (1275+1275+1420) x790	1950x (1275+1275+1420) x790	1950x (1275+1420+1420) x790	1950x (1275+1420+1420) x790
Cabinet Color			Ivory White	Ivory White	Ivory White	Ivory White
Ref. Piping	Gas	mm	Φ44.5	Φ44.5	Φ44.5	Φ44.5
		inch	1-3/4	1-3/4	1-3/4	1-3/4
	Liquid	mm	Φ22.2	Φ22.2	Φ22.2	Φ22.2
		inch	7/8	7/8	7/8	7/8
Connectable Indoor Units	Quantity	pcs	64	64	64	64
	Total Capacity	–	50%-150%	50%-150%	50%-150%	50%-150%
Piping Design	Height Difference Between ODU and IDU	m(above)	50(90*1)	50(90*1)	50(90*1)	50(90*1)
		m(below)	40(90*1)	40(90*1)	40(90*1)	40(90*1)
	Height Difference Between IDUs	m	30	30	30	30
	Max. Piping Length	m	1000	1000	1000	1000
Operation Range*2	Cooling	DB	-5℃-52℃	-5℃-52℃	-5℃-52℃	-5℃-52℃
	Heating	WB	-25℃-16.5℃	-25℃-16.5℃	-25℃-16.5℃	-25℃-16.5℃

Notes:
1. Rated capacity is tested in the following conditions:
   Pipe length: 7.5m, Pipe height difference: 0m; Cooling operation: indoor air inlet temperature 27℃DB 19℃WB, outdoor ambient temperature 35℃DB;
   Heating operation: indoor air inlet temperature 20℃DB, outdoor ambient temperature 7℃DB 6℃WB.
2. The above noise values are measured in the anechoic chamber without reflected echo. Measurement point: 1 meter from the service cover surface and 1.5 meters from floor level.
*1: For height difference between ODU & IDU more than 50(40)m, please contact with our professional engineer.
*2: When the operation temperature is under 48℃ DB ~ 52℃ DB or -25℃ WB ~ -20℃ WB, the system may be in intermittent operation. Please contact with ur professional engineer.

Hi-FLEXi S mavo+ Series



HP			66HP	68HP	70HP	72HP	74HP
Model	Model		AVWT-634HKFSEA	AVWT-654HKFSEA	AVWT-676HKFSEA	AVWT-696HKFSEA	AVWT-714HKFSEA
	Modules		AVWT-170HKFSEA AVWT-232HKFSEA AVWT-232HKFSEA	AVWT-190HKFSEA AVWT-232HKFSEA AVWT-232HKFSEA	AVWT-212HKFSEA AVWT-232HKFSEA AVWT-232HKFSEA	AVWT-232HKFSEA AVWT-232HKFSEA AVWT-232HKFSEA	AVWT-232HKFSEA AVWT-232HKFSEA AVWT-250HKFSEA
	Power Supply		AC 3Φ, 380-415V/50/60Hz				
Cooling	Capacity	kW	186.0	192.0	197.5	204.0	208.5
		kBtu/h	635.0	655.0	675.0	695.0	710.0
	Power Input	kW	53.81	55.15	57.59	59.65	60.60
	EER	kW/kW	3.46	3.48	3.43	3.42	3.44
Heating	Capacity	kW	206.0	213.0	219.0	225.0	230.0
		kBtu/h	705.0	725.0	745.0	770.0	785.0
	Power Input	kW	56.25	57.80	60.14	62.15	63.41
	COP	kW/kW	3.66	3.69	3.64	3.62	3.63
Ventilation	Air Flow Rate	m^3/min	792	859	888	888	942
	Fan Quantity		6	6	6	6	6
	Static Pressure	Pa	110	110	110	110	110
Sound Pressure Level	Normal Mode	dB(A)	67	67	68	68	68
	Night Shift Mode	dB(A)	52	52	53	53	53
Compressor	Type	–	Scroll Compressor				
	Compressor Quantity	pcs	5	5	6	6	6
Refrigerant	Type	–	R410A				
	Pre-charged Quantity	kg	9.6+12.2+12.2	10.3+12.2+12.2	12.2+12.2+12.2	12.2+12.2+12.2	12.2+12.2+12.0
Weight	Net Weight	kg	296+365+365	316+365+365	363+365+365	365+365+365	365+365+391
	Gross Weight	kg	330+402+402	347+402+402	400+402+402	402+402+402	402+402+433
Dimensions	External(HxWxD)	mm	1730x (1210+1350+1350) x750	1730x (1350+1350+1350) x750	1730x (1350+1350+1350) x750	1730x (1350+1350+1350) x750	1730x (1350+1350+1600) x750
	Packing(HxWxD)	mm	1950x (1275+1420+1420) x790	1950x (1420+1420+1420) x790	1950x (1420+1420+1420) x790	1950x (1420+1420+1420) x790	1950x (1420+1420+1665) x790
Cabinet Color			Ivory White	Ivory White	Ivory White	Ivory White	Ivory White
Ref. Piping	Gas	mm	Φ44.5	Φ50.8	Φ50.8	Φ50.8	Φ50.8
		inch	1-3/4	2	2	2	2
	Liquid	mm	Φ22.2	Φ25.4	Φ25.4	Φ25.4	Φ25.4
		inch	7/8	1	1	1	1
Connectable Indoor Units	Quantity	pcs	64	64	64	64	64
	Total Capacity	–	50%-150%	50%-150%	50%-150%	50%-150%	50%-150%
Piping Design	Height Difference Between ODU and IDU	m(above)	50(90*1)	50(90*1)	50(90*1)	50(90*1)	50(90*1)
		m(below)	40(90*1)	40(90*1)	40(90*1)	40(90*1)	40(90*1)
	Height Difference Between IDUs	m	30	30	30	30	30
	Max. Piping Length	m	1000	1000	1000	1000	1000
Operation Range*2	Cooling	DB	-5℃-52℃	-5℃-52℃	-5℃-52℃	-5℃-52℃	-5℃-52℃
	Heating	WB	-25℃-16.5℃	-25℃-16.5℃	-25℃-16.5℃	-25℃-16.5℃	-25℃-16.5℃

Notes:
1. Rated capacity is tested in the following conditions:
   Pipe length: 7.5m, Pipe height difference: 0m; Cooling operation: indoor air inlet temperature 27℃DB 19℃WB, outdoor ambient temperature 35℃DB;
   Heating operation: indoor air inlet temperature 20℃DB, outdoor ambient temperature 7℃DB 6℃WB.
2. The above noise values are measured in the anechoic chamber without reflected echo. Measurement point: 1 meter from the service cover surface and 1.5 meters from floor level.
*1: For height difference between ODU & IDU more than 50(40)m, please contact with our professional engineer.
*2: When the operation temperature is under 48℃ DB ~ 52℃ DB or -25℃ WB ~ -20℃ WB, the system may be in intermittent operation. Please contact with ur professional engineer.

Hi-FLEXi S mavo+ Series



HP			76HP	78HP	80HP	82HP	84HP
Model	Model		AVWT-732HKFSEA	AVWT-754HKFSEA	AVWT-776HKFSEA	AVWT-794HKFSEA	AVWT-816HKFSEA
	Modules		AVWT-232HKFSEA AVWT-250HKFSEA AVWT-250HKFSEA	AVWT-232HKFSEA AVWT-250HKFSEA AVWT-272HKFSEA	AVWT-272HKFSEA AVWT-272HKFSEA AVWT-232HKFSEA	AVWT-272HKFSEA AVWT-272HKFSEA AVWT-250HKFSEA	AVWT-272HKFSEA AVWT-272HKFSEA AVWT-272HKFSEA
	Power Supply		AC 3Φ, 380-415V/50/60Hz				
Cooling	Capacity	kW	213.0	220.5	228.0	232.5	240.0
		kBtu/h	725.0	750.0	780.0	795.0	820.0
	Power Input	kW	61.55	64.81	68.08	69.03	72.29
	EER	kW/kW	3.46	3.40	3.35	3.37	3.32
Heating	Capacity	kW	235.0	245.0	255.0	260.0	270.0
		kBtu/h	800.0	835.0	870.0	885.0	920.0
	Power Input	kW	64.67	68.26	71.85	73.11	76.70
	COP	kW/kW	3.63	3.59	3.55	3.56	3.52
Ventilation	Air Flow Rate	m^3/min	996	996	996	1050	1050
	Fan Quantity		6	6	6	6	6
	Static Pressure	Pa	110	110	110	110	110
Sound Pressure Level	Normal Mode	dB(A)	68	68	68	69	69
	Night Shift Mode	dB(A)	53	53	53	54	54
Compressor	Type	–	Scroll Compressor				
	Compressor Quantity	pcs	6	6	6	6	6
Refrigerant	Type	–	R410A				
	Pre-charged Quantity	kg	12.2+12.0+12.0	12.2+12.0+12.0	12.0+12.0+12.2	12.0+12.0+12.0	12.0+12.0+12.0
Weight	Net Weight	kg	365+391+391	365+391+392	392+392+365	392+392+391	392+392+392
	Gross Weight	kg	402+433+433	402+433+434	434+434+402	434+434+433	434+434+434
Dimensions	External(HxWxD)	mm	1730x (1350+1600+1600) x750	1730x (1350+1600+1600) x750	1730x (1600+1600+1350) x750	1730x (1600+1600+1600) x750	1730x (1600+1600+1600) x750
	Packing(HxWxD)	mm	1950x (1420+1665+1665) x790	1950x (1420+1665+1665) x790	1950x (1665+1665+1420) x790	1950x (1665+1665+1665) x790	1950x (1665+1665+1665) x790
Cabinet Color			Ivory White	Ivory White	Ivory White	Ivory White	Ivory White
Ref. Piping	Gas	mm	Φ50.8	Φ50.8	Φ50.8	Φ50.8	Φ50.8
		inch	2	2	2	2	2
	Liquid	mm	Φ25.4	Φ25.4	Φ25.4	Φ25.4	Φ25.4
		inch	1	1	1	1	1
Connectable Indoor Units	Quantity	pcs	64	64	64	64	64
	Total Capacity	–	50%-150%	50%-150%	50%-150%	50%-150%	50%-150%
Piping Design	Height Difference Between ODU and IDU	m(above)	50(90*1)	50(90*1)	50(90*1)	50(90*1)	50(90*1)
		m(below)	40(90*1)	40(90*1)	40(90*1)	40(90*1)	40(90*1)
	Height Difference Between IDUs	m	30	30	30	30	30
	Max. Piping Length	m	1000	1000	1000	1000	1000
Operation Range*2	Cooling	DB	-5℃-52℃	-5℃-52℃	-5℃-52℃	-5℃-52℃	-5℃-52℃
	Heating	WB	-25℃-16.5℃	-25℃-16.5℃	-25℃-16.5℃	-25℃-16.5℃	-25℃-16.5℃

Notes:
1. Rated capacity is tested in the following conditions:
   Pipe length: 7.5m, Pipe height difference: 0m; Cooling operation: indoor air inlet temperature 27℃DB 19℃WB, outdoor ambient temperature 35℃DB;
   Heating operation: indoor air inlet temperature 20℃DB, outdoor ambient temperature 7℃DB 6℃WB.
2. The above noise values are measured in the anechoic chamber without reflected echo. Measurement point: 1 meter from the service cover surface and 1.5 meters from floor level.
*1: For height difference between ODU & IDU more than 50(40)m, please contact with our professional engineer.
*2: When the operation temperature is under 48℃ DB ~ 52℃ DB or -25℃ WB ~ -20℃ WB, the system may be in intermittent operation. Please contact with ur professional engineer.

Hi-FLEXi S mavo+ Series



HP			86HP	88HP	90HP	92HP
Model	Model		AVWT-824HKFSEA	AVWT-844HKFSEA	AVWT-866HKFSEA	AVWT-886HKFSEA
	Modules		AVWT-190HKFSEA AVWT-190HKFSEA AVWT-212HKFSEA AVWT-232HKFSEA	AVWT-190HKFSEA AVWT-190HKFSEA AVWT-232HKFSEA AVWT-232HKFSEA	AVWT-190HKFSEA AVWT-212HKFSEA AVWT-232HKFSEA AVWT-232HKFSEA	AVWT-190HKFSEA AVWT-232HKFSEA AVWT-232HKFSEA AVWT-232HKFSEA
	Power Supply		AC 3Φ, 380-415V/50/60Hz			
Cooling	Capacity	kW	241.5	248.0	253.5	260.0
		kBtu/h	825.0	845.0	865.0	885.0
	Power Input	kW	68.48	70.54	72.98	75.03
	EER	kW/kW	3.53	3.52	3.47	3.47
Heating	Capacity	kW	270.0	276.0	282.0	288.0
		kBtu/h	920.0	940.0	960.0	985.0
	Power Input	kW	72.14	74.16	76.50	78.52
	COP	kW/kW	3.74	3.72	3.69	3.67
Ventilation	Air Flow Rate	m^3/min	1126	1126	1155	1155
	Fan Quantity		8	8	8	8
	Static Pressure	Pa	110	110	110	110
Sound Pressure Level	Normal Mode	dB(A)	69	69	69	69
	Night Shift Mode	dB(A)	54	54	54	54
Compressor	Type	–	Scroll Compressor			
	Compressor Quantity	pcs	6	6	7	7
Refrigerant	Type	–	R410A			
	Pre-charged Quantity	kg	10.3+10.3+12.2+12.2	10.3+10.3+12.2+12.2	10.3+12.2+12.2+12.2	10.3+12.2+12.2+12.2
Weight	Net Weight	kg	316+316+363+365	316+316+365+365	316+363+365+365	316+365+365+365
	Gross Weight	kg	347+347+400+402	347+347+402+402	347+400+402+402	347+402+402+402
Dimensions	External(HxWxD)	mm	1730x (1350+1350+1350+1350) x750	1730x (1350+1350+1350+1350) x750	1730x (1350+1350+1350+1350) x750	1730x (1350+1350+1350+1350) x750
	Packing(HxWxD)	mm	1950x (1420+1420+1420+1420) x790	1950x (1420+1420+1420+1420) x790	1950x (1420+1420+1420+1420) x790	1950x (1420+1420+1420+1420) x790
Cabinet Color			Ivory White	Ivory White	Ivory White	Ivory White
Ref. Piping	Gas	mm	Φ50.8	Φ50.8	Φ50.8	Φ50.8
		inch	2	2	2	2
	Liquid	mm	Φ25.4	Φ25.4	Φ25.4	Φ25.4
		inch	1	1	1	1
Connectable Indoor Units	Quantity	pcs	64	64	64	64
	Total Capacity	–	50%-150%	50%-150%	50%-150%	50%-150%
Piping Design	Height Difference Between ODU and IDU	m(above)	50(90*1)	50(90*1)	50(90*1)	50(90*1)
		m(below)	40(90*1)	40(90*1)	40(90*1)	40(90*1)
	Height Difference Between IDUs	m	30	30	30	30
	Max. Piping Length	m	1000	1000	1000	1000
Operation Range*2	Cooling	DB	-5℃-52℃	-5℃-52℃	-5℃-52℃	-5℃-52℃
	Heating	WB	-25℃-16.5℃	-25℃-16.5℃	-25℃-16.5℃	-25℃-16.5℃

Notes:
1. Rated capacity is tested in the following conditions:
   Pipe length: 7.5m, Pipe height difference: 0m; Cooling operation: indoor air inlet temperature 27℃DB 19℃WB, outdoor ambient temperature 35℃DB;
   Heating operation: indoor air inlet temperature 20℃DB, outdoor ambient temperature 7℃DB 6℃WB.
2. The above noise values are measured in the anechoic chamber without reflected echo. Measurement point: 1 meter from the service cover surface and 1.5 meters from floor level.
*1: For height difference between ODU & IDU more than 50(40)m, please contact with our professional engineer.
*2: When the operation temperature is under 48℃ DB ~ 52℃ DB or -25℃ WB ~ -20℃ WB, the system may be in intermittent operation. Please contact with ur professional engineer.

Hi-FLEXi S mavo+ Series



HP			94HP	96HP	98HP	100HP	102HP
Model	Model		AVWT-908HKFSEA	AVWT-928HKFSEA	AVWT-946HKFSEA	AVWT-968HKFSEA	AVWT-986HKFSEA
	Modules		AVWT-212HKFSEA AVWT-232HKFSEA AVWT-232HKFSEA AVWT-232HKFSEA	AVWT-232HKFSEA AVWT-232HKFSEA AVWT-232HKFSEA AVWT-232HKFSEA	AVWT-232HKFSEA AVWT-232HKFSEA AVWT-232HKFSEA AVWT-250HKFSEA	AVWT-232HKFSEA AVWT-232HKFSEA AVWT-232HKFSEA AVWT-272HKFSEA	AVWT-232HKFSEA AVWT-232HKFSEA AVWT-250HKFSEA AVWT-272HKFSEA
	Power Supply		AC 3Φ, 380-415V/50/60Hz				
Cooling	Capacity	kW	265.5	272.0	276.5	284.0	288.5
		kBtu/h	905.0	930.0	945.0	970.0	985.0
	Power Input	kW	77.48	79.53	80.48	83.75	84.70
	EER	kW/kW	3.43	3.42	3.44	3.39	3.41
Heating	Capacity	kW	294.0	300.0	305.0	315.0	320.0
		kBtu/h	1005.0	1025.0	1040.0	1075.0	1090.0
	Power Input	kW	80.85	82.87	84.13	87.72	88.98
	COP	kW/kW	3.64	3.62	3.63	3.59	3.60
Ventilation	Air Flow Rate	m^3/min	1184	1184	1238	1238	1292
	Fan Quantity		8	8	8	8	8
	Static Pressure	Pa	110	110	110	110	110
Sound Pressure Level	Normal Mode	dB(A)	69	69	69	70	70
	Night Shift Mode	dB(A)	54	54	54	55	55
Compressor	Type	–	Scroll Compressor				
	Compressor Quantity	pcs	8	8	8	8	8
Refrigerant	Type	–	R410A				
	Pre-charged Quantity	kg	12.2+12.2+12.2+12.2	12.2+12.2+12.2+12.2	12.2+12.2+12.2+12.0	12.2+12.2+12.2+12.0	12.2+12.2+12.0+12.0
Weight	Net Weight	kg	363+365+365+365	365+365+365+365	365+365+365+391	365+365+365+392	365+365+391+392
	Gross Weight	kg	400+402+402+402	402+402+402+402	402+402+402+433	402+402+402+434	402+402+433+434
Dimensions	External(HxWxD)	mm	1730x (1350+1350+1350+1350) x750	1730x (1350+1350+1350+1350) x750	1730x (1350+1350+1350+1600) x750	1730x (1350+1350+1350+1600) x750	1730x (1350+1350+1600+1600) x750
	Packing(HxWxD)	mm	1950x (1420+1420+1420+1420) x790	1950x (1420+1420+1420+1420) x790	1950x (1420+1420+1420+1665) x790	1950x (1420+1420+1420+1665) x790	1950x (1420+1420+1665+1665) x790
Cabinet Color			Ivory White	Ivory White	Ivory White	Ivory White	Ivory White
Ref. Piping	Gas	mm	Φ50.8	Φ50.8	Φ50.8	Φ50.8	Φ50.8
		inch	2	2	2	2	2
	Liquid	mm	Φ25.4	Φ25.4	Φ25.4	Φ25.4	Φ25.4
		inch	1	1	1	1	1
Connectable Indoor Units	Quantity	pcs	64	64	64	64	64
	Total Capacity	–	50%-150%	50%-150%	50%-150%	50%-150%	50%-150%
Piping Design	Height Difference Between ODU and IDU	m(above)	50(90*1)	50(90*1)	50(90*1)	50(90*1)	50(90*1)
		m(below)	40(90*1)	40(90*1)	40(90*1)	40(90*1)	40(90*1)
	Height Difference Between IDUs	m	30	30	30	30	30
	Max. Piping Length	m	1000	1000	1000	1000	1000
Operation Range*2	Cooling	DB	-5℃-52℃	-5℃-52℃	-5℃-52℃	-5℃-52℃	-5℃-52℃
	Heating	WB	-25℃-16.5℃	-25℃-16.5℃	-25℃-16.5℃	-25℃-16.5℃	-25℃-16.5℃

Notes:
1. Rated capacity is tested in the following conditions:
   Pipe length: 7.5m, Pipe height difference: 0m; Cooling operation: indoor air inlet temperature 27℃DB 19℃WB, outdoor ambient temperature 35℃DB;
   Heating operation: indoor air inlet temperature 20℃DB, outdoor ambient temperature 7℃DB 6℃WB.
2. The above noise values are measured in the anechoic chamber without reflected echo. Measurement point: 1 meter from the service cover surface and 1.5 meters from floor level.
*1: For height difference between ODU & IDU more than 50(40)m, please contact with our professional engineer.
*2: When the operation temperature is under 48℃ DB ~ 52℃ DB or -25℃ WB ~ -20℃ WB, the system may be in intermittent operation. Please contact with ur professional engineer.

Hi-FLEXi S mavo+ Series



HP			104HP	106HP	108HP	110HP	112HP
Model	Model		AVWT-1008HKFSEA	AVWT-1026HKFSEA	AVWT-1048HKFSEA	AVWT-1066HKFSEA	AVWT-1088HKFSEA
	Modules		AVWT-232HKFSEA AVWT-232HKFSEA AVWT-272HKFSEA AVWT-272HKFSEA	AVWT-232HKFSEA AVWT-250HKFSEA AVWT-272HKFSEA AVWT-272HKFSEA	AVWT-232HKFSEA AVWT-272HKFSEA AVWT-272HKFSEA AVWT-272HKFSEA	AVWT-250HKFSEA AVWT-272HKFSEA AVWT-272HKFSEA AVWT-272HKFSEA	AVWT-272HKFSEA AVWT-272HKFSEA AVWT-272HKFSEA AVWT-272HKFSEA
	Power Supply		AC 3Φ, 380~415V/50/60Hz				
Cooling	Capacity	kW	296.0	300.5	308.0	312.5	320.0
		kBtu/h	1010.0	1025.0	1050.0	1065.0	1090.0
	Power Input	kW	87.96	88.91	92.17	93.12	96.39
	EER	kW/kW	3.37	3.38	3.34	3.36	3.32
Heating	Capacity	kW	330.0	335.0	345.0	350.0	360.0
		kBtu/h	1125.0	1145.0	1175.0	1195.0	1230.0
	Power Input	kW	92.57	93.83	97.42	98.68	102.27
	COP	kW/kW	3.56	3.57	3.54	3.55	3.52
Ventilation	Air Flow Rate	m^3/min	1292	1346	1346	1400	1400
	Fan Quantity		8	8	8	8	8
	Static Pressure	Pa	110	110	110	110	110
Sound Pressure Level	Normal Mode	dB(A)	70	70	70	70	70
	Night Shift Mode	dB(A)	55	55	55	55	55
Compressor	Type	–	Scroll Compressor				
	Compressor Quantity	pcs	8	8	8	8	8
Refrigerant	Type	–	R410A				
	Pre-charged Quantity	kg	12.2+12.2+12.0+12.0	12.2+12.0+12.0+12.0	12.2+12.0+12.0+12.0	12.0+12.0+12.0+12.0	12.0+12.0+12.0+12.0
Weight	Net Weight	kg	365+365+392+392	365+391+392+392	365+392+392+392	391+392+392+392	392+392+392+392
	Gross Weight	kg	402+402+434+434	402+433+434+434	402+434+434+434	433+434+434+434	434+434+434+434
Dimensions	External(HxWxD)	mm	1730x (1350+1350+1600+1600) x750	1730x (1350+1600+1600+1600) x750	1730x (1350+1600+1600+1600) x750	1730x (1600+1600+1600+1600) x750	1730x (1600+1600+1600+1600) x750
	Packing(HxWxD)	mm	1950x (1420+1420+1665+1665) x790	1950x (1420+1665+1665+1665) x790	1950x (1420+1665+1665+1665) x790	1950x (1665+1665+1665+1665) x790	1950x (1665+1665+1665+1665) x790
Cabinet Color			Ivory White	Ivory White	Ivory White	Ivory White	Ivory White
Ref. Piping	Gas	mm	Φ50.8	Φ50.8	Φ50.8	Φ50.8	Φ50.8
		inch	2	2	2	2	2
	Liquid	mm	Φ25.4	Φ25.4	Φ25.4	Φ25.4	Φ25.4
		inch	1	1	1	1	1
Connectable Indoor Units	Quantity	pcs	64	64	64	64	64
	Total Capacity	–	50%~150%	50%~150%	50%~150%	50%~150%	50%~150%
Piping Design	Height Difference Between ODU and IDU	m(above)	50(90*1)	50(90*1)	50(90*1)	50(90*1)	50(90*1)
		m(below)	40(90*1)	40(90*1)	40(90*1)	40(90*1)	40(90*1)
	Height Difference Between IDUs	m	30	30	30	30	30
	Max. Piping Length	m	1000	1000	1000	1000	1000
Operation Range*2	Cooling	DB	-5℃~52℃	-5℃~52℃	-5℃~52℃	-5℃~52℃	-5℃~52℃
	Heating	WB	-25℃~16.5℃	-25℃~16.5℃	-25℃~16.5℃	-25℃~16.5℃	-25℃~16.5℃

Notes:
1. Rated capacity is tested in the following conditions:
   Pipe length: 7.5m, Pipe height difference: 0m; Cooling operation: indoor air inlet temperature 27℃DB 19℃WB, outdoor ambient temperature 35℃DB;
   Heating operation: indoor air inlet temperature 20℃DB, outdoor ambient temperature 7℃DB 6℃WB.
2. The above noise values are measured in the anechoic chamber without reflected echo. Measurement point: 1 meter from the service cover surface and 1.5 meters from floor level.
*1: For height difference between ODU & IDU more than 50(40)m, please contact with our professional engineer.
*2: When the operation temperature is under 48℃ DB ~ 52℃ DB or -25℃ WB ~ -20℃ WB, the system may be in intermittent operation. Please contact with ur professional engineer.

Hi-FLEXi X3 Series



High Performance Beyond Expectations

1. Wide capacity range 8~112HP
2. High-efficiency twin rotary compressor
3. Triple backup operation
4. Automatic refrigerant recycling

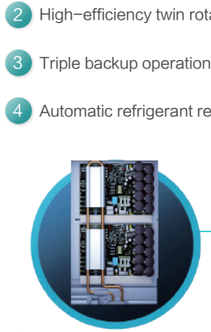

5. PCB refrigerant cooling technology



7. Automatic refrigerant charging





6. G-type heat exchanger with higher heat exchange efficiency

Hi-FLEXi X3 Series



HP			8HP	10HP	12HP	14HP	16HP	18HP
Model	Model		AVWT-76HKFXE	AVWT-96HKFXE	AVWT-114HKFXE	AVWT-136HKFXE	AVWT-154HKFXE	AVWT-170HKFXE
	Modules		——	——	——	——	——	——
	Power Supply		AC 3Φ, 380~415V/50Hz, 380V/60Hz					
Cooling	Capacity	kW	22.4	28.0	33.5	40.0	45.0	50.4
		kBtu/h	76.4	95.5	114.3	136.5	153.5	172.0
	Power Input	kW	5.46	7.09	9.18	11.32	13.10	15.34
	EER	kW/kW	4.10	3.95	3.65	3.53	3.44	3.29
Heating	Capacity	kW	25.0	31.5	37.5	45.0	50.0	52.5
		kBtu/h	85.3	107.5	128.0	153.5	170.6	179.1
	Power Input	kW	5.57	7.35	9.21	11.21	12.99	13.78
	COP	kW/kW	4.49	4.29	4.07	4.01	3.85	3.81
Ventilation	Air Flow Rate	m^3/min	170	175	183	205	210	215
	Fan Quantity		1	1	1	2	2	2
	Static Pressure	Pa	110	110	110	110	110	110
Sound Pressure Level	Normal Mode	dB(A)	56	57	59	59	60	61
	Night Shift Mode	dB(A)	41	42	44	44	45	46
Compressor	Type	–	Twin Rotary					
	Compressor Quantity	pcs	1	1	1	1	1	1
Refrigerant	Type	–	R410A					
	Pre-charged Quantity	kg	5.3	5.3	5.8	8.1	8.1	10.2
Weight	Net Weight	kg	204	206	213	258	259	279
	Gross Weight	kg	223	225	231	278	279	300
Dimensions	External(HxWxD)	mm	1730x950x750	1730x950x750	1730x950x750	1730x1210x750	1730x1210x750	1730x1210x750
	Packing(HxWxD)	mm	1950x1015x790	1950x1015x790	1950x1015x790	1950x1275x790	1950x1275x790	1950x1275x790
Cabinet Color			Ivory White	Ivory White	Ivory White	Ivory White	Ivory White	Ivory White
Ref. Piping	Gas	mm	Φ19.05	Φ22.20	Φ25.40	Φ25.40	Φ28.60	Φ28.60
		inch	3/4	7/8	1	1	1-1/8	1-1/8
	Liquid	mm	Φ9.53	Φ9.53	Φ12.70	Φ12.70	Φ12.70	Φ15.88
		inch	3/8	3/8	1/2	1/2	1/2	5/8
Connectable Indoor Units	Quantity	pcs	13	16	19	23	26	29
	Total Capacity	–	50%-150%	50%-150%	50%-150%	50%-150%	50%-150%	50%-150%
Piping Design	Height Difference Between ODU and IDU	m(above)	50(90*1)	50(90*1)	50(90*1)	50(90*1)	50(90*1)	50(90*1)
		m(below)	40(90*1)	40(90*1)	40(90*1)	40(90*1)	40(90*1)	40(90*1)
	Height Difference Between IDUs	m	30	30	30	30	30	30
	Max. Piping Length	m	1000	1000	1000	1000	1000	1000
Operation Range*2	Cooling	DB	-5℃-54℃	-5℃-54℃	-5℃-54℃	-5℃-54℃	-5℃-54℃	-5℃-54℃
	Heating	WB	-21℃-16.5℃	-21℃-16.5℃	-21℃-16.5℃	-21℃-16.5℃	-21℃-16.5℃	-21℃-16.5℃

Notes:
1. Rated capacity is tested in the following conditions:
   Pipe length: 7.5m, Pipe height difference: 0m; Cooling operation: indoor air inlet temperature 27℃ DB 19℃ WB, outdoor ambient temperature 35℃ DB; Heating operation: indoor air inlet temperature 20℃ DB, outdoor ambient temperature 7℃ DB 6℃ WB.
2. The above noise values are measured in the anechoic chamber without reflected echo. Measurement point: 1 meter from the service cover surface and 1.5 meters from floor level.
*1: For height difference between ODU & IDU more than 50(40)m, please contact with our professional engineer.
*2: When the operation temperature is under 48℃ DB ~ 54℃ DB, the system may be in intermittent operation. Please contact with our professional engineer.

Hi-FLEXi X3 Series



HP			20HP	22HP	24HP	26HP	28HP
Model	Model		AVWT-190HKFXE	AVWT-212HKFXE	AVWT-232HKFXE	AVWT-250HKFXE	AVWT-272HKFXE
	Modules		——	——	——	——	——
	Power Supply		AC 3Φ, 380~415V/50Hz, 380V/60Hz				
Cooling	Capacity	kW	56.0	61.5	68.0	73.5	80.0
		kBtu/h	191.1	209.8	232.0	250.8	273.0
	Power Input	kW	17.13	18.96	21.05	22.78	25.03
	EER	kW/kW	3.27	3.24	3.23	3.23	3.20
Heating	Capacity	kW	63.0	69.0	75.0	82.5	87.5
		kBtu/h	215.0	235.4	255.9	281.5	298.6
	Power Input	kW	16.56	18.25	19.84	22.14	23.87
	COP	kW/kW	3.80	3.78	3.78	3.73	3.67
Ventilation	Air Flow Rate	m^3/min	267	296	296	350	350
	Fan Quantity		2	2	2	2	2
	Static Pressure	Pa	110	110	110	110	110
Sound Pressure Level	Normal Mode	dB(A)	62	63	63	64	64
	Night Shift Mode	dB(A)	47	48	48	49	49
Compressor	Type	–	Twin Rotary				
	Compressor Quantity	pcs	2	2	2	2	2
Refrigerant	Type	–	R410A				
	Pre-charged Quantity	kg	10.9	11.4	11.4	11.4	11.4
Weight	Net Weight	kg	332	348	349	358	369
	Gross Weight	kg	357	372	373	392	393
Dimensions	External(HxWxD)	mm	1730x1350x750	1730x1350x750	1730x1350x750	1730x1600x750	1730x1600x750
	Packing(HxWxD)	mm	1950x1420x790	1950x1420x790	1950x1420x790	1950x1665x790	1950x1665x790
Cabinet Color			Ivory White	Ivory White	Ivory White	Ivory White	Ivory White
Ref. Piping	Gas	mm	Φ28.60	Φ28.60	Φ28.60	Φ31.75	Φ31.75
		inch	1-1/8	1-1/8	1-1/8	1-1/4	1-1/4
	Liquid	mm	Φ15.88	Φ15.88	Φ15.88	Φ19.05	Φ19.05
		inch	5/8	5/8	5/8	3/4	3/4
Connectable Indoor Units	Quantity	pcs	33	36	40	43	47
	Total Capacity	–	50%-150%	50%-150%	50%-150%	50%-150%	50%-150%
Piping Design	Height Difference Between ODU and IDU	m(above)	50(90*1)	50(90*1)	50(90*1)	50(90*1)	50(90*1)
		m(below)	40(90*1)	40(90*1)	40(90*1)	40(90*1)	40(90*1)
	Height Difference Between IDUs	m	30	30	30	30	30
	Max. Piping Length	m	1000	1000	1000	1000	1000
Operation Range*2	Cooling	DB	-5℃-54℃	-5℃-54℃	-5℃-54℃	-5℃-54℃	-5℃-54℃
	Heating	WB	-21℃-16.5℃	-21℃-16.5℃	-21℃-16.5℃	-21℃-16.5℃	-21℃-16.5℃

Notes:
1. Rated capacity is tested in the following conditions:
   Pipe length: 7.5m, Pipe height difference: 0m; Cooling operation: indoor air inlet temperature 27℃ DB 19℃ WB, outdoor ambient temperature 35℃ DB; Heating operation: indoor air inlet temperature 20℃ DB, outdoor ambient temperature 7℃ DB 6℃ WB.
2. The above noise values are measured in the anechoic chamber without reflected echo. Measurement point: 1 meter from the service cover surface and 1.5 meters from floor level.
*1: For height difference between ODU & IDU more than 50(40)m, please contact with our professional engineer.
*2: When the operation temperature is under 48℃ DB ~ 54℃ DB, the system may be in intermittent operation. Please contact with our professional engineer.

Hi-FLEXi X3 Series



HP			30HP	32HP	34HP	36HP
Model	Model		AVWT-290HKFXE	AVWT-308HKFXE	AVWT-326HKFXE	AVWT-344HKFXE
	Modules		AVWT-154HKFXE AVWT-136HKFXE	AVWT-154HKFXE AVWT-154HKFXE	AVWT-190HKFXE AVWT-136HKFXE	AVWT-190HKFXE AVWT-154HKFXE
	Power Supply		AC 3Φ, 380~415V/50Hz, 380V/60Hz			
Cooling	Capacity	kW	85.0	90.0	96.0	101.0
		kBtu/h	290.0	307.0	327.6	344.6
	Power Input	kW	24.4	26.2	28.5	30.2
	EER	kW/kW	3.48	3.44	3.37	3.34
Heating	Capacity	kW	95.0	100.0	108.0	113.0
		kBtu/h	324.1	341.2	368.5	385.6
	Power Input	kW	24.2	26.0	27.8	29.6
	COP	kW/kW	3.93	3.85	3.89	3.82
Ventilation	Air Flow Rate	m^3/min	415	420	472	477
	Fan Quantity		4	4	4	4
	Static Pressure	Pa	110	110	110	110
Sound Pressure Level	Normal Mode	dB(A)	64	64	64	64
	Night Shift Mode	dB(A)	49	49	49	49
Compressor	Type	–	Twin Rotary			
	Compressor Quantity	pcs	2	2	3	3
Refrigerant	Type	–	R410A			
	Pre-charged Quantity	kg	16.2	16.2	19.0	19.0
Weight	Net Weight	kg	517	518	590	591
	Gross Weight	kg	557	558	635	636
Dimensions	External(HxWxD)	mm	1730x (1210+1210) x750	1730x (1210+1210) x750	1730x (1210+1350) x750	1730x (1210+1350) x750
	Packing(HxWxD)	mm	1950x (1275+1275) x790	1950x (1275+1275) x790	1950x (1275+1420) x790	1950x (1275+1420) x790
Cabinet Color			Ivory White	Ivory White	Ivory White	Ivory White
Ref. Piping	Gas	mm	Φ31.75	Φ31.75	Φ38.10	Φ38.10
		inch	1-1/4	1-1/4	1-1/2	1-1/2
	Liquid	mm	Φ19.05	Φ19.05	Φ19.05	Φ19.05
		inch	3/4	3/4	3/4	3/4
Connectable Indoor Units	Quantity	pcs	50	53	56	59
	Total Capacity	–	50%~150%	50%~150%	50%~150%	50%~150%
Piping Design	Height Difference Between ODU and IDU	m(above)	50(90*1)	50(90*1)	50(90*1)	50(90*1)
		m(below)	40(90*1)	40(90*1)	40(90*1)	40(90*1)
	Height Difference Between IDUs	m	30	30	30	30
	Max. Piping Length	m	1000	1000	1000	1000
Operation Range*2	Cooling	DB	-5℃~54℃	-5℃~54℃	-5℃~54℃	-5℃~54℃
	Heating	WB	-21℃~16.5℃	-21℃~16.5℃	-21℃~16.5℃	-21℃~16.5℃

Notes:
1. Rated capacity is tested in the following conditions:
   Pipe length: 7.5m, Pipe height difference: 0m; Cooling operation: indoor air inlet temperature 27℃ DB 19℃ WB, outdoor ambient temperature 35℃ DB; Heating operation: indoor air inlet temperature 20℃ DB, outdoor ambient temperature 7℃ DB 6℃ WB.
2. The above noise values are measured in the anechoic chamber without reflected echo. Measurement point: 1 meter from the service cover surface and 1.5 meters from floor level.
*1: For height difference between ODU & IDU more than 50(40)m, please contact with our professional engineer.
*2: When the operation temperature is under 48℃ DB ~ 54℃ DB, the system may be in intermittent operation. Please contact with our professional engineer.

Hi-FLEXi X3 Series



HP			38HP	40HP	42HP	44HP	46HP
Model	Model		AVWT-366HKFXE	AVWT-386HKFXE	AVWT-402HKFXE	AVWT-422HKFXE	AVWT-444HKFXE
	Modules		AVWT-212HKFXE AVWT-154HKFXE	AVWT-232HKFXE AVWT-154HKFXE	AVWT-212HKFXE AVWT-190HKFXE	AVWT-232HKFXE AVWT-190HKFXE	AVWT-232HKFXE AVWT-212HKFXE
	Power Supply		AC 3Φ, 380~415V/50Hz, 380V/60Hz				
Cooling	Capacity	kW	106.5	113.0	117.5	124.0	129.5
		kBtu/h	363.3	385.5	401	423	442
	Power Input	kW	32.1	34.2	36.1	38.2	40.0
	EER	kW/kW	3.32	3.31	3.26	3.25	3.24
Heating	Capacity	kW	119.0	125.0	132.0	138.0	144.0
		kBtu/h	406.0	426.5	450.4	470.9	491.3
	Power Input	kW	31.2	32.8	34.8	36.4	38.1
	COP	kW/kW	3.81	3.81	3.79	3.79	3.78
Ventilation	Air Flow Rate	m^3/min	506	506	563	563	592
	Fan Quantity		4	4	4	4	4
	Static Pressure	Pa	110	110	110	110	110
Sound Pressure Level	Normal Mode	dB(A)	65	65	65	66	66
	Night Shift Mode	dB(A)	50	50	50	51	51
Compressor	Type	–	Twin Rotary				
	Compressor Quantity	pcs	3	3	4	4	4
Refrigerant	Type	–	R410A				
	Pre-charged Quantity	kg	19.5	19.5	22.3	22.3	22.8
Weight	Net Weight	kg	607	608	680	681	697
	Gross Weight	kg	651	652	729	730	745
Dimensions	External(HxWxD)	mm	1730x (1210+1350) x750	1730x (1210+1350) x750	1730x (1350+1350) x750	1730x (1350+1350) x750	1730x (1350+1350) x750
	Packing(HxWxD)	mm	1950x (1275+1420) x790	1950x (1275+1420) x790	1950x (1420+1420) x790	1950x (1420+1420) x790	1950x (1420+1420) x790
Cabinet Color			Ivory White	Ivory White	Ivory White	Ivory White	Ivory White
Ref. Piping	Gas	mm	Φ38.10	Φ38.10	Φ38.10	Φ38.10	Φ41.30
		inch	1-1/2	1-1/2	1-1/2	1-1/2	1-5/8
	Liquid	mm	Φ19.05	Φ19.05	Φ19.05	Φ19.05	Φ22.20
		inch	3/4	3/4	3/4	3/4	7/8
Connectable Indoor Units	Quantity	pcs	64	64	64	64	64
	Total Capacity	–	50%~150%	50%~150%	50%~150%	50%~150%	50%~150%
Piping Design	Height Difference Between ODU and IDU	m(above)	50(90*1)	50(90*1)	50(90*1)	50(90*1)	50(90*1)
		m(below)	40(90*1)	40(90*1)	40(90*1)	40(90*1)	40(90*1)
	Height Difference Between IDUs	m	30	30	30	30	30
	Max. Piping Length	m	1000	1000	1000	1000	1000
Operation Range*2	Cooling	DB	-5℃~54℃	-5℃~54℃	-5℃~54℃	-5℃~54℃	-5℃~54℃
	Heating	WB	-21℃~16.5℃	-21℃~16.5℃	-21℃~16.5℃	-21℃~16.5℃	-21℃~16.5℃

Notes:
1. Rated capacity is tested in the following conditions:
   Pipe length: 7.5m, Pipe height difference: 0m; Cooling operation: indoor air inlet temperature 27℃ DB 19℃ WB, outdoor ambient temperature 35℃ DB; Heating operation: indoor air inlet temperature 20℃ DB, outdoor ambient temperature 7℃ DB 6℃ WB.
2. The above noise values are measured in the anechoic chamber without reflected echo. Measurement point: 1 meter from the service cover surface and 1.5 meters from floor level.
*1: For height difference between ODU & IDU more than 50(40)m, please contact with our professional engineer.
*2: When the operation temperature is under 48℃ DB ~ 54℃ DB, the system may be in intermittent operation. Please contact with our professional engineer.

Hi-FLEXi X3 Series



HP			48HP	50HP	52HP	54HP	56HP
Model	Model		AVWT-464HKFXE	AVWT-482HKFXE	AVWT-504HKFXE	AVWT-522HKFXE	AVWT-544HKFXE
	Modules		AVWT-232HKFXE AVWT-232HKFXE	AVWT-250HKFXE AVWT-232HKFXE	AVWT-272HKFXE AVWT-232HKFXE	AVWT-272HKFXE AVWT-250HKFXE	AVWT-272HKFXE AVWT-272HKFXE
	Power Supply		AC 3Φ, 380~415V/50Hz, 380V/60Hz				
Cooling	Capacity	kW	136.0	141.5	148.0	153.5	160.0
		kBtu/h	464	483	505	524	546
	Power Input	kW	42.1	43.8	46.1	47.8	50.1
	EER	kW/kW	3.23	3.23	3.21	3.21	3.20
Heating	Capacity	kW	150.0	157.5	162.5	170.0	175.0
		kBtu/h	511.8	537.4	554.5	580.1	597.2
	Power Input	kW	39.7	42.0	43.7	46.0	47.7
	COP	kW/kW	3.78	3.75	3.72	3.69	3.67
Ventilation	Air Flow Rate	m³/min	592	646	646	700	700
	Fan Quantity		4	4	4	4	4
	Static Pressure	Pa	110	110	110	110	110
Sound Pressure Level	Normal Mode	dB(A)	66	67	67	67	67
	Night Shift Mode	dB(A)	51	52	52	52	52
Compressor	Type	–	Twin Rotary				
	Compressor Quantity	pcs	4	4	4	4	4
Refrigerant	Type	–	R410A				
	Pre-charged Quantity	kg	22.8	22.8	22.8	22.8	22.8
Weight	Net Weight	kg	698	707	718	727	738
	Gross Weight	kg	746	765	766	785	786
Dimensions	External(HxWxD)	mm	1730x (1350+1350) x750	1730x (1350+1600) x750	1730x (1350+1600) x750	1730x (1600+1600) x750	1730x (1600+1600) x750
	Packing(HxWxD)	mm	1950x (1420+1420) x790	1950x (1420+1665) x790	1950x (1420+1665) x790	1950x (1665+1665) x790	1950x (1665+1665) x790
Cabinet Color			Ivory White	Ivory White	Ivory White	Ivory White	Ivory White
Ref. Piping	Gas	mm	Φ41.3	Φ41.3	Φ41.3	Φ41.3	Φ41.3
		inch	1-5/8	1-5/8	1-5/8	1-5/8	1-5/8
	Liquid	mm	Φ22.2	Φ22.2	Φ22.2	Φ22.2	Φ22.2
		inch	7/8	7/8	7/8	7/8	7/8
Connectable Indoor Units	Quantity	pcs	64	64	64	64	64
	Total Capacity	–	50%~150%	50%~150%	50%~150%	50%~150%	50%~150%
Piping Design	Height Difference Between ODU and IDU	m(above)	50(90*1)	50(90*1)	50(90*1)	50(90*1)	50(90*1)
		m(below)	40(90*1)	40(90*1)	40(90*1)	40(90*1)	40(90*1)
	Height Difference Between IDUs	m	30	30	30	30	30
	Max. Piping Length	m	1000	1000	1000	1000	1000
Operation Range*2	Cooling	DB	-5℃~54℃	-5℃~54℃	-5℃~54℃	-5℃~54℃	-5℃~54℃
	Heating	WB	-21℃~16.5℃	-21℃~16.5℃	-21℃~16.5℃	-21℃~16.5℃	-21℃~16.5℃

Notes:
1. Rated capacity is tested in the following conditions:
   Pipe length: 7.5m, Pipe height difference: 0m; Cooling operation: indoor air inlet temperature 27℃ DB 19℃ WB, outdoor ambient temperature 35℃ DB; Heating operation: indoor air inlet temperature 20℃ DB, outdoor ambient temperature 7℃ DB 6℃ WB.
2. The above noise values are measured in the anechoic chamber without reflected echo. Measurement point: 1 meter from the service cover surface and 1.5 meters from floor level.
*1: For height difference between ODU & IDU more than 50(40)m, please contact with our professional engineer.
*2: When the operation temperature is under 48℃ DB ~ 54℃ DB, the system may be in intermittent operation. Please contact with our professional engineer.

Hi-FLEXi X3 Series



HP			58HP	60HP	62HP	64HP
Model	Model		AVWT-556HKFXE	AVWT-576HKFXE	AVWT-598HKFXE	AVWT-618HKFXE
	Modules		AVWT-212HKFXE AVWT-190HKFXE AVWT-154HKFXE	AVWT-232HKFXE AVWT-190HKFXE AVWT-154HKFXE	AVWT-232HKFXE AVWT-212HKFXE AVWT-154HKFXE	AVWT-232HKFXE AVWT-232HKFXE AVWT-154HKFXE
	Power Supply		AC 3Φ, 380~415V/50Hz, 380V/60Hz			
Cooling	Capacity	kW	162.5	169.0	174.5	181.0
		kBtu/h	554.4	576.6	595.3	617.5
	Power Input	kW	49.2	51.3	53.1	55.2
	EER	kW/kW	3.30	3.30	3.29	3.28
Heating	Capacity	kW	182.0	188.0	194.0	200.0
		kBtu/h	621.0	641.5	661.9	682.4
	Power Input	kW	47.8	49.4	51.1	52.7
	COP	kW/kW	3.81	3.81	3.80	3.80
Ventilation	Air Flow Rate	m³/min	773	773	802	802
	Fan Quantity		6	6	6	6
	Static Pressure	Pa	110	110	110	110
Sound Pressure Level	Normal Mode	dB(A)	67	67	67	67
	Night Shift Mode	dB(A)	52	52	52	52
Compressor	Type	–	Twin Rotary			
	Compressor Quantity	pcs	5	5	5	5
Refrigerant	Type	–	R410A			
	Pre-charged Quantity	kg	30.4	30.4	30.9	30.9
Weight	Net Weight	kg	939	940	956	957
	Gross Weight	kg	1008	1009	1024	1025
Dimensions	External(HxWxD)	mm	1730x (1210+1350+1350) x750	1730x (1210+1350+1350) x750	1730x (1210+1350+1350) x750	1730x (1210+1350+1350) x750
	Packing(HxWxD)	mm	1950x (1275+1420+1420) x790	1950x (1275+1420+1420) x790	1950x (1275+1420+1420) x790	1950x (1275+1420+1420) x790
Cabinet Color			Ivory White	Ivory White	Ivory White	Ivory White
Ref. Piping	Gas	mm	Φ44.5	Φ44.5	Φ44.5	Φ44.5
		inch	1-3/4	1-3/4	1-3/4	1-3/4
	Liquid	mm	Φ22.2	Φ22.2	Φ22.2	Φ22.2
		inch	7/8	7/8	7/8	7/8
Connectable Indoor Units	Quantity	pcs	64	64	64	64
	Total Capacity	–	50%~150%	50%~150%	50%~150%	50%~150%
Piping Design	Height Difference Between ODU and IDU	m(above)	50(90*1)	50(90*1)	50(90*1)	50(90*1)
		m(below)	40(90*1)	40(90*1)	40(90*1)	40(90*1)
	Height Difference Between IDUs	m	30	30	30	30
	Max. Piping Length	m	1000	1000	1000	1000
Operation Range*2	Cooling	DB	-5℃~54℃	-5℃~54℃	-5℃~54℃	-5℃~54℃
	Heating	WB	-21℃~16.5℃	-21℃~16.5℃	-21℃~16.5℃	-21℃~16.5℃

Notes:
1. Rated capacity is tested in the following conditions:
   Pipe length: 7.5m, Pipe height difference: 0m; Cooling operation: indoor air inlet temperature 27℃ DB 19℃ WB, outdoor ambient temperature 35℃ DB; Heating operation: indoor air inlet temperature 20℃ DB, outdoor ambient temperature 7℃ DB 6℃ WB.
2. The above noise values are measured in the anechoic chamber without reflected echo. Measurement point: 1 meter from the service cover surface and 1.5 meters from floor level.
*1: For height difference between ODU & IDU more than 50(40)m, please contact with our professional engineer.
*2: When the operation temperature is under 48℃ DB ~ 54℃ DB, the system may be in intermittent operation. Please contact with our professional engineer.

Hi-FLEXi X3 Series



	HP		66HP	68HP	70HP	72HP	74HP
Model	Model		AVWT-634HKFXE	AVWT-654HKFXE	AVWT-676HKFXE	AVWT-696HKFXE	AVWT-714HKFXE
	Modules		AVWT-232HKFXE AVWT-212HKFXE AVWT-190HKFXE	AVWT-232HKFXE AVWT-232HKFXE AVWT-190HKFXE	AVWT-232HKFXE AVWT-232HKFXE AVWT-212HKFXE	AVWT-232HKFXE AVWT-232HKFXE AVWT-232HKFXE	AVWT-250HKFXE AVWT-232HKFXE AVWT-232HKFXE
	Power Supply		AC 3Φ, 380~415V/50Hz, 380V/60Hz				
Cooling	Capacity	kW	185.5	192.0	197.5	204.0	209.5
		kBtu/h	632.9	655.1	673.8	696.0	714.8
	Power Input	kW	57.1	59.2	61.1	63.2	64.9
	EER	kW/kW	3.25	3.24	3.23	3.23	3.23
Heating	Capacity	kW	207.0	213.0	219.0	225.0	232.5
		kBtu/h	706.3	726.8	747.2	767.7	793.3
	Power Input	kW	54.7	56.2	57.9	59.5	61.8
	COP	kW/kW	3.79	3.79	3.78	3.78	3.76
	Air Flow Rate	m³/min	859	859	888	888	942
Ventilation	Fan Quantity		6	6	6	6	6
	Static Pressure	Pa	110	110	110	110	110
Sound Pressure Level	Normal Mode	dB(A)	67	67	68	68	68
	Night Shift Mode	dB(A)	52	52	53	53	53
Compressor	Type	–	Twin Rotary				
	Compressor Quantity	pcs	6	6	6	6	6
Refrigerant	Type	–	R410A				
	Pre-charged Quantity	kg	33.7	33.7	34.2	34.2	34.2
Weight	Net Weight	kg	1029	1030	1046	1047	1056
	Gross Weight	kg	1102	1103	1118	1119	1138
Dimensions	External(HxWxD)	mm	1730x (1350+1350+1350) x750	1730x (1350+1350+1350) x750	1730x (1350+1350+1350) x750	1730x (1350+1350+1350) x750	1730x (1350+1350+1600) x750
	Packing(HxWxD)	mm	1950x (1420+1420+1420) x790	1950x (1420+1420+1420) x790	1950x (1420+1420+1420) x790	1950x (1420+1420+1420) x790	1950x (1420+1420+1665) x790
Cabinet Color			Ivory White	Ivory White	Ivory White	Ivory White	Ivory White
Ref. Piping	Gas	mm	Φ44.5	Φ50.8	Φ50.8	Φ50.8	Φ50.8
		inch	1-3/4	2	2	2	2
	Liquid	mm	Φ22.2	Φ25.4	Φ25.4	Φ25.4	Φ25.4
		inch	7/8	1	1	1	1
Connectable Indoor Units	Quantity	pcs	64	64	64	64	64
	Total Capacity	–	50%~150%	50%~150%	50%~150%	50%~150%	50%~150%
Piping Design	Height Difference Between ODU and IDU	m(above)	50(90*1)	50(90*1)	50(90*1)	50(90*1)	50(90*1)
		m(below)	40(90*1)	40(90*1)	40(90*1)	40(90*1)	40(90*1)
	Height Difference Between IDUs	m	30	30	30	30	30
	Max. Piping Length	m	1000	1000	1000	1000	1000
Operation Range*2	Cooling	DB	-5℃~54℃	-5℃~54℃	-5℃~54℃	-5℃~54℃	-5℃~54℃
	Heating	WB	-21℃~16.5℃	-21℃~16.5℃	-21℃~16.5℃	-21℃~16.5℃	-21℃~16.5℃

Notes:
1. Rated capacity is tested in the following conditions:
   Pipe length: 7.5m, Pipe height difference: 0m; Cooling operation: indoor air inlet temperature 27℃ DB 19℃ WB, outdoor ambient temperature 35℃ DB; Heating operation: indoor air inlet temperature 20℃ DB, outdoor ambient temperature 7℃ DB 6℃ WB.
2. The above noise values are measured in the anechoic chamber without refiected echo. Measurement point: 1 meter from the service cover surface and 1.5 meters from floor level.
*1: For height difference between ODU & IDU more than 50(40)m, please contact with our professional engineer.
*2: When the operation temperature is under 48℃ DB ~ 54℃ DB, the system may be in intermittent operation. Please contact with our professional engineer.

Hi-FLEXi X3 Series



	HP		76HP	78HP	80HP	82HP	84HP
Model	Model		AVWT-732HKFXE	AVWT-754HKFXE	AVWT-776HKFXE	AVWT-794HKFXE	AVWT-816HKFXE
	Modules		AVWT-250HKFXE AVWT-250HKFXE AVWT-232HKFXE	AVWT-272HKFXE AVWT-250HKFXE AVWT-232HKFXE	AVWT-272HKFXE AVWT-272HKFXE AVWT-232HKFXE	AVWT-272HKFXE AVWT-272HKFXE AVWT-250HKFXE	AVWT-272HKFXE AVWT-272HKFXE AVWT-272HKFXE
	Power Supply		AC 3Φ, 380~415V/50Hz, 380V/60Hz				
Cooling	Capacity	kW	215.0	221.5	228.0	233.5	240.0
		kBtu/h	733.6	755.8	778.0	796.8	819.0
	Power Input	kW	66.6	68.9	71.1	72.8	75.1
	EER	kW/kW	3.23	3.22	3.21	3.21	3.20
Heating	Capacity	kW	240.0	245.0	250.0	257.5	262.5
		kBtu/h	818.9	836.0	853.1	878.7	895.8
	Power Input	kW	64.1	65.9	67.6	69.9	71.6
	COP	kW/kW	3.74	3.72	3.70	3.68	3.67
	Air Flow Rate	m³/min	996	996	996	1050	1050
Ventilation	Fan Quantity		6	6	6	6	6
	Static Pressure	Pa	110	110	110	110	110
Sound Pressure Level	Normal Mode	dB(A)	68	68	68	69	69
	Night Shift Mode	dB(A)	53	53	53	54	54
Compressor	Type	–	Twin Rotary				
	Compressor Quantity	pcs	6	6	6	6	6
Refrigerant	Type	–	R410A				
	Pre-charged Quantity	kg	34.2	34.2	34.2	34.2	34.2
Weight	Net Weight	kg	1065	1076	1087	1096	1107
	Gross Weight	kg	1157	1158	1159	1178	1179
Dimensions	External(HxWxD)	mm	1730x (1350+1600+1600) x750	1730x (1350+1600+1600) x750	1730x (1350+1600+1600) x750	1730x (1600+1600+1600) x750	1730x (1600+1600+1600) x750
	Packing(HxWxD)	mm	1950x (1420+1665+1665) x790	1950x (1420+1665+1665) x790	1950x (1420+1665+1665) x790	1950x (1665+1665+1665) x790	1950x (1665+1665+1665) x790
Cabinet Color			Ivory White	Ivory White	Ivory White	Ivory White	Ivory White
Ref. Piping	Gas	mm	Φ50.8	Φ50.8	Φ50.8	Φ50.8	Φ50.8
		inch	2	2	2	2	2
	Liquid	mm	Φ25.4	Φ25.4	Φ25.4	Φ25.4	Φ25.4
		inch	1	1	1	1	1
Connectable Indoor Units	Quantity	pcs	64	64	64	64	64
	Total Capacity	–	50%~150%	50%~150%	50%~150%	50%~150%	50%~150%
Piping Design	Height Difference Between ODU and IDU	m(above)	50(90*1)	50(90*1)	50(90*1)	50(90*1)	50(90*1)
		m(below)	40(90*1)	40(90*1)	40(90*1)	40(90*1)	40(90*1)
	Height Difference Between IDUs	m	30	30	30	30	30
	Max. Piping Length	m	1000	1000	1000	1000	1000
Operation Range*2	Cooling	DB	-5℃~54℃	-5℃~54℃	-5℃~54℃	-5℃~54℃	-5℃~54℃
	Heating	WB	-21℃~16.5℃	-21℃~16.5℃	-21℃~16.5℃	-21℃~16.5℃	-21℃~16.5℃

Notes:
1. Rated capacity is tested in the following conditions:
   Pipe length: 7.5m, Pipe height difference: 0m; Cooling operation: indoor air inlet temperature 27℃ DB 19℃ WB, outdoor ambient temperature 35℃ DB; Heating operation: indoor air inlet temperature 20℃ DB, outdoor ambient temperature 7℃ DB 6℃ WB.
2. The above noise values are measured in the anechoic chamber without refiected echo. Measurement point: 1 meter from the service cover surface and 1.5 meters from floor level.
*1: For height difference between ODU & IDU more than 50(40)m, please contact with our professional engineer.
*2: When the operation temperature is under 48℃ DB ~ 54℃ DB, the system may be in intermittent operation. Please contact with our professional engineer.

Hi-FLEXi X3 Series



HP			86HP	88HP	90HP	92HP
Model	Model		AVWT-824HKFXE	AVWT-844HKFXE	AVWT-866HKFXE	AVWT-886HKFXE
	Modules		AVWT-232HKFXE AVWT-212HKFXE AVWT-190HKFXE	AVWT-232HKFXE AVWT-232HKFXE AVWT-190HKFXE	AVWT-232HKFXE AVWT-232HKFXE AVWT-212HKFXE	AVWT-232HKFXE AVWT-232HKFXE AVWT-190HKFXE
	Power Supply		AC 3Φ, 380~415V/50Hz, 380V/60Hz			
Cooling	Capacity	kW	241.5	248.0	253.5	260.0
		kBtu/h	824.0	846.2	864.9	887.1
	Power Input	kW	74.3	76.4	78.2	80.3
	EER	kW/kW	3.25	3.25	3.24	3.24
Heating	Capacity	kW	270.0	276.0	282.0	288.0
		kBtu/h	921.3	941.8	962.2	982.7
	Power Input	kW	71.2	72.8	74.5	76.1
	COP	kW/kW	3.79	3.79	3.79	3.79
Ventilation	Air Flow Rate	m³/min	1126	1126	1155	1155
	Fan Quantity		8	8	8	8
	Static Pressure	Pa	110	110	110	110
Sound Pressure Level	Normal Mode	dB(A)	69	69	69	69
	Night Shift Mode	dB(A)	54	54	54	54
Compressor	Type	–	Twin Rotary			
	Compressor Quantity	pcs	8	8	8	8
Refrigerant	Type	–	R410A			
	Pre-charged Quantity	kg	44.6	44.6	45.1	45.1
Weight	Net Weight	kg	1361	1362	1378	1379
	Gross Weight	kg	1459	1460	1475	1476
Dimensions	External(HxWxD)	mm	1730x (1350+1350+1350+1350) x750	1730x (1350+1350+1350+1350) x750	1730x (1350+1350+1350+1350) x750	1730x (1350+1350+1350+1350) x750
	Packing(HxWxD)	mm	1950x (1420+1420+1420+1420) x790	1950x (1420+1420+1420+1420) x790	1950x (1420+1420+1420+1420) x790	1950x (1420+1420+1420+1420) x790
Cabinet Color			Ivory White	Ivory White	Ivory White	Ivory White
Ref. Piping	Gas	mm	Φ50.8	Φ50.8	Φ50.8	Φ50.8
		inch	2	2	2	2
	Liquid	mm	Φ25.4	Φ25.4	Φ25.4	Φ25.4
		inch	1	1	1	1
Connectable Indoor Units	Quantity	pcs	64	64	64	64
	Total Capacity	–	50%~150%	50%~150%	50%~150%	50%~150%
Piping Design	Height Difference Between ODU and IDU	m(above)	50(90*1)	50(90*1)	50(90*1)	50(90*1)
		m(below)	40(90*1)	40(90*1)	40(90*1)	40(90*1)
	Height Difference Between IDUs	m	30	30	30	30
	Max. Piping Length	m	1000	1000	1000	1000
Operation Range*2	Cooling	DB	-5℃~54℃	-5℃~54℃	-5℃~54℃	-5℃~54℃
	Heating	WB	-21℃~16.5℃	-21℃~16.5℃	-21℃~16.5℃	-21℃~16.5℃

Notes:
1. Rated capacity is tested in the following conditions:
   Pipe length: 7.5m, Pipe height difference: 0m; Cooling operation: indoor air inlet temperature 27℃ DB 19℃ WB, outdoor ambient temperature 35℃ DB; Heating operation: indoor air inlet temperature 20℃ DB, outdoor ambient temperature 7℃ DB 6℃ WB.
2. The above noise values are measured in the anechoic chamber without reflected echo. Measurement point: 1 meter from the service cover surface and 1.5 meters from floor level.
*1: For height difference between ODU & IDU more than 50(40)m, please contact with our professional engineer.
*2: When the operation temperature is under 48℃ DB ~ 54℃ DB, the system may be in intermittent operation. Please contact with our professional engineer.

Hi-FLEXi X3 Series



HP			94HP	96HP	98HP	100HP	102HP
Model	Model		AVWT-908HKFXE	AVWT-928HKFXE	AVWT-946HKFXE	AVWT-968HKFXE	AVWT-986HKFXE
	Modules		AVWT-232HKFXE AVWT-232HKFXE AVWT-232HKFXE AVWT-212HKFXE	AVWT-232HKFXE AVWT-232HKFXE AVWT-232HKFXE AVWT-232HKFXE	AVWT-250HKFXE AVWT-232HKFXE AVWT-232HKFXE AVWT-232HKFXE	AVWT-272HKFXE AVWT-232HKFXE AVWT-232HKFXE AVWT-232HKFXE	AVWT-272HKFXE AVWT-250HKFXE AVWT-232HKFXE AVWT-232HKFXE
	Power Supply		AC 3Φ, 380~415V/50Hz, 380V/60Hz				
Cooling	Capacity	kW	265.5	272.0	277.5	284.0	289.5
		kBtu/h	905.8	928.0	946.8	969.0	987.8
	Power Input	kW	82.1	84.2	85.9	88.2	89.9
	EER	kW/kW	3.23	3.23	3.23	3.22	3.22
Heating	Capacity	kW	294.0	300.0	307.5	312.5	320.0
		kBtu/h	1003.1	1023.6	1049.2	1066.3	1091.9
	Power Input	kW	77.8	79.4	81.7	83.4	85.7
	COP	kW/kW	3.78	3.78	3.77	3.75	3.73
Ventilation	Air Flow Rate	m³/min	1184	1184	1238	1238	1292
	Fan Quantity		8	8	8	8	8
	Static Pressure	Pa	110	110	110	110	110
Sound Pressure Level	Normal Mode	dB(A)	69	69	69	70	70
	Night Shift Mode	dB(A)	54	54	54	55	55
Compressor	Type	–	Twin Rotary				
	Compressor Quantity	pcs	8	8	8	8	8
Refrigerant	Type	–	R410A				
	Pre-charged Quantity	kg	45.6	45.6	45.6	45.6	45.6
Weight	Net Weight	kg	1395	1396	1405	1416	1425
	Gross Weight	kg	1491	1492	1511	1512	1531
Dimensions	External(HxWxD)	mm	1730x (1350+1350+1350+1350) x750	1730x (1350+1350+1350+1350) x750	1730x (1350+1350+1350+1600) x750	1730x (1350+1350+1350+1600) x750	1730x (1350+1350+1600+1600) x750
	Packing(HxWxD)	mm	1950x (1420+1420+1420+1420) x790	1950x (1420+1420+1420+1420) x790	1950x (1420+1420+1420+1665) x790	1950x (1420+1420+1420+1665) x790	1950x (1420+1420+1665+1665) x790
Cabinet Color			Ivory White	Ivory White	Ivory White	Ivory White	Ivory White
Ref. Piping	Gas	mm	Φ50.8	Φ50.8	Φ50.8	Φ50.8	Φ50.8
		inch	2	2	2	2	2
	Liquid	mm	Φ25.4	Φ25.4	Φ25.4	Φ25.4	Φ25.4
		inch	1	1	1	1	1
Connectable Indoor Units	Quantity	pcs	64	64	64	64	64
	Total Capacity	–	50%~150%	50%~150%	50%~150%	50%~150%	50%~150%
Piping Design	Height Difference Between ODU and IDU	m(above)	50(90*1)	50(90*1)	50(90*1)	50(90*1)	50(90*1)
		m(below)	40(90*1)	40(90*1)	40(90*1)	40(90*1)	40(90*1)
	Height Difference Between IDUs	m	30	30	30	30	30
	Max. Piping Length	m	1000	1000	1000	1000	1000
Operation Range*2	Cooling	DB	-5℃~54℃	-5℃~54℃	-5℃~54℃	-5℃~54℃	-5℃~54℃
	Heating	WB	-21℃~16.5℃	-21℃~16.5℃	-21℃~16.5℃	-21℃~16.5℃	-21℃~16.5℃

Notes:
1. Rated capacity is tested in the following conditions:
   Pipe length: 7.5m, Pipe height difference: 0m; Cooling operation: indoor air inlet temperature 27℃ DB 19℃ WB, outdoor ambient temperature 35℃ DB; Heating operation: indoor air inlet temperature 20℃DB, outdoor ambient temperature 7℃ DB 6℃ WB.
2. The above noise values are measured in the anechoic chamber without reflected echo. Measurement point: 1 meter from the service cover surface and 1.5 meters from floor level.
*1: For height difference between ODU & IDU more than 50(40)m, please contact with our professional engineer.
*2: When the operation temperature is under 48℃ DB ~ 54℃ DB, the system may be in intermittent operation. Please contact with our professional engineer.

Hi-FLEXi X3 Series



HP			104HP	106HP	108HP	110HP	112HP
Model	Model		AVWT-1008HKFXE	AVWT-1026HKFXE	AVWT-1048HKFXE	AVWT-1066HKFXE	AVWT-1088HKFXE
	Modules		AVWT-272HKFXE	AVWT-272HKFXE	AVWT-272HKFXE	AVWT-272HKFXE	AVWT-272HKFXE
			AVWT-272HKFXE	AVWT-272HKFXE	AVWT-272HKFXE	AVWT-272HKFXE	AVWT-272HKFXE
			AVWT-232HKFXE	AVWT-250HKFXE	AVWT-272HKFXE	AVWT-272HKFXE	AVWT-272HKFXE
			AVWT-232HKFXE	AVWT-232HKFXE	AVWT-232HKFXE	AVWT-250HKFXE	AVWT-272HKFXE
	Power Supply		AC 3Φ, 380~415V/50Hz, 380V/60Hz				
Cooling	Capacity	kW	296.0	301.5	308.0	313.5	320.0
		kBtu/h	1010.0	1028.8	1051.0	1069.8	1092.0
	Power Input	kW	92.2	93.9	96.1	97.9	100.1
	EER	kW/kW	3.21	3.21	3.20	3.20	3.20
Heating	Capacity	kW	325.0	332.5	337.5	345.0	350.0
		kBtu/h	1109.0	1134.6	1151.7	1177.3	1194.4
	Power Input	kW	87.4	89.7	91.5	93.8	95.5
	COP	kW/kW	3.72	3.71	3.69	3.68	3.67
Ventilation	Air Flow Rate	m^3/min	1292	1346	1346	1400	1400
	Fan Quantity		8	8	8	8	8
	Static Pressure	Pa	110	110	110	110	110
Sound Pressure Level	Normal Mode	dB(A)	70	70	70	70	70
	Night Shift Mode	dB(A)	55	55	55	55	55
Compressor	Type	–	Twin Rotary				
	Compressor Quantity	pcs	8	8	8	8	8
Refrigerant	Type	–	R410A				
	Pre-charged Quantity	kg	45.6	45.6	45.6	45.6	45.6
Weight	Net Weight	kg	1436	1445	1456	1465	1476
	Gross Weight	kg	1532	1551	1552	1571	1572
Dimensions	External(HxWxD)	mm	1730x (1350+1350+1600+1600) x750	1730x (1350+1600+1600+1600) x750	1730x (1350+1600+1600+1600) x750	1730x (1600+1600+1600+1600) x750	1730x (1600+1600+1600+1600) x750
	Packing(HxWxD)	mm	1950x (1420+1420+1665+1665) x790	1950x (1420+1665+1665+1665) x790	1950x (1420+1665+1665+1665) x790	1950x (1665+1665+1665+1665) x790	1950x (1665+1665+1665+1665) x790
Cabinet Color			Ivory White	Ivory White	Ivory White	Ivory White	Ivory White
Ref. Piping	Gas	mm	Φ50.8	Φ50.8	Φ50.8	Φ50.8	Φ50.8
		inch	2	2	2	2	2
	Liquid	mm	Φ25.4	Φ25.4	Φ25.4	Φ25.4	Φ25.4
		inch	1	1	1	1	1
Connectable Indoor Units	Quantity	pcs	64	64	64	64	64
	Total Capacity	–	50%~150%	50%~150%	50%~150%	50%~150%	50%~150%
Piping Design	Height Difference Between ODU and IDU	m(above)	50(90*1)	50(90*1)	50(90*1)	50(90*1)	50(90*1)
		m(below)	40(90*1)	40(90*1)	40(90*1)	40(90*1)	40(90*1)
	Height Difference Between IDUs	m	30	30	30	30	30
	Max. Piping Length	m	1000	1000	1000	1000	1000
Operation Range*2	Cooling	DB	-5℃~54℃	-5℃~54℃	-5℃~54℃	-5℃~54℃	-5℃~54℃
	Heating	WB	-21℃~16.5℃	-21℃~16.5℃	-21℃~16.5℃	-21℃~16.5℃	-21℃~16.5℃

Notes:
1. Rated capacity is tested in the following conditions:
   Pipe length: 7.5m, Pipe height difference: 0m; Cooling operation: indoor air inlet temperature 27℃ DB 19℃ WB, outdoor ambient temperature 35℃ DB; Heating operation: indoor air inlet temperature 20℃ DB, outdoor ambient temperature 7℃ DB 6℃ WB.
2. The above noise values are measured in the anechoic chamber without refiected echo. Measurement point: 1 meter from the service cover surface and 1.5 meters from floor level.
*1: For height difference between ODU & IDU more than 50(40)m, please contact with our professional engineer.
*2: When the operation temperature is under 48℃ DB ~ 54℃ DB, the system may be in intermittent operation. Please contact with our professional engineer.

Hi-FLEXi Series



Available for two-pipe Systems and three-pipe Systems

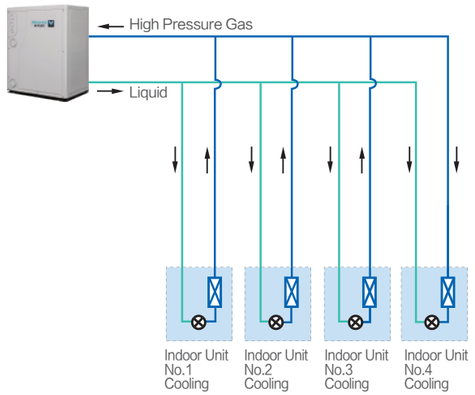

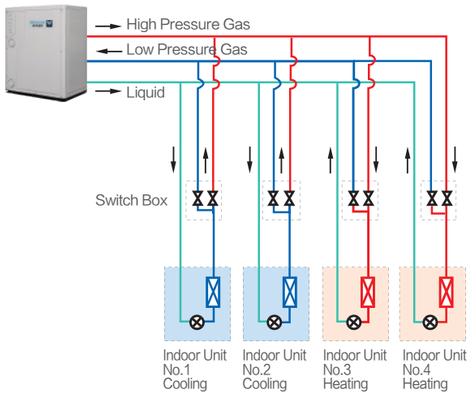

2-stage Heat Recovery

1-stage Heat Recovery

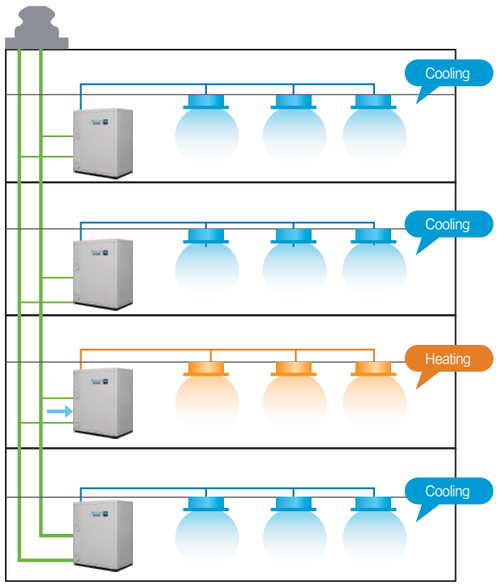

2-stage Heat Recovery

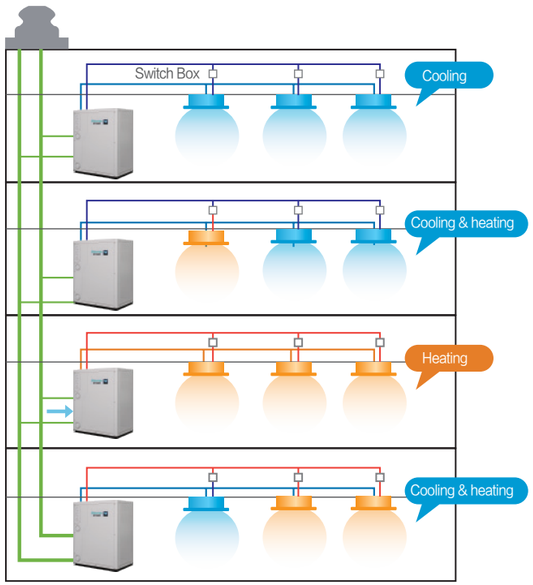

Patented 360° Fitted Refrigerant Cooling Technology

Patented 360 °refrigerant cooling technology can help to remove the heat from the main PCB, inverter module and electrical box efficiently, which will greatly improve the reliability of the machine, especially in the high temperature ambient.

- A tin heat conductor is adopted between the refrigerant pipe and the heat sink to increase the heat transfer efficiency.
- The heat sink, made of aluminum alloy with high thermal conductivity, and the refrigerant tube are tightly combined through tube expander to improve heat exchange efficiency.

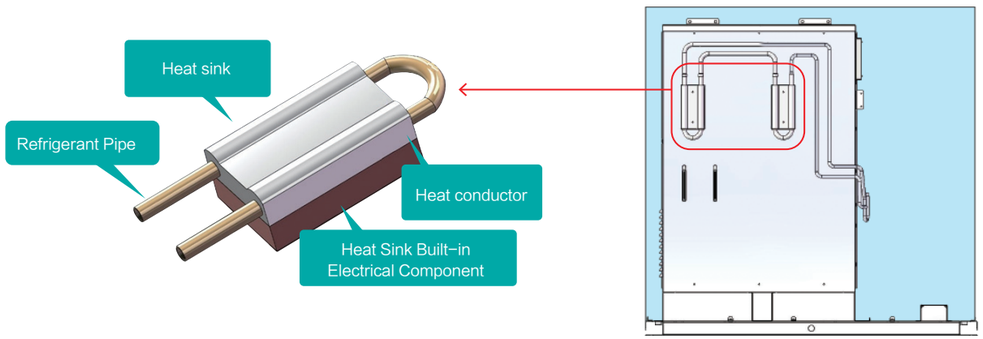

Convenient Installation

The electrical control box window is designed for service engineers to check issues of PCB conveniently. Especially for issues with a high voltage risk of electric shock, it can help engineers to avoid some risks.

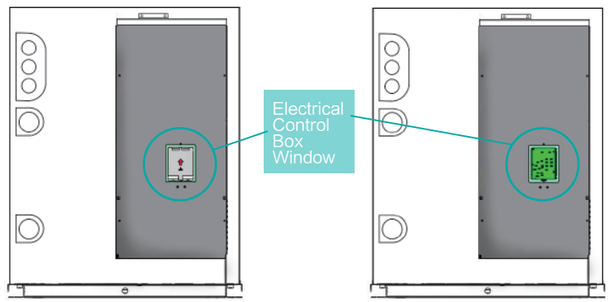

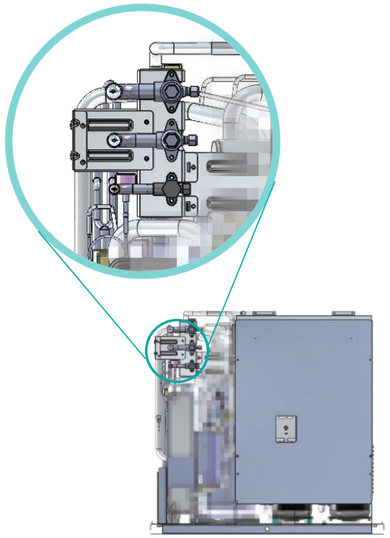

It is very convenient to install and save installation space because of the front outlet pipes.

Indoor Installation, not Affected by Weather Conditions

Indoor installation does not affect the facade of buliding, and avoids the poor heat dissipation problems which often encountered by many air-cooled outdoor units.
Water-cooled efficiency is higher than air-cooled, making the system more energy efficient.

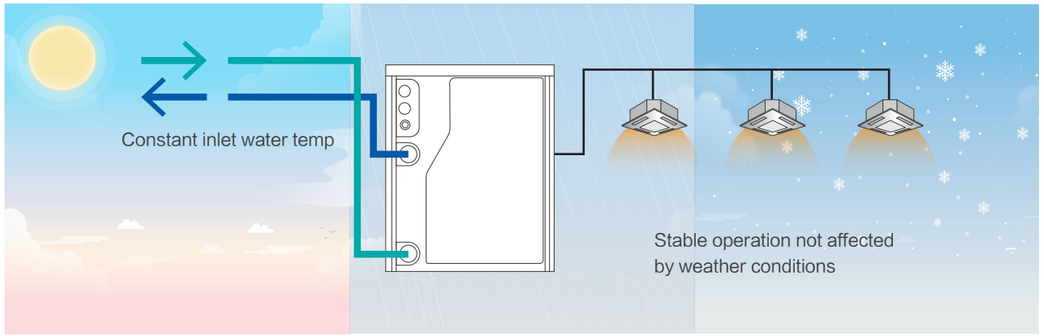

Continuous Heating without Defrosting Operation

Because the product is generally installed indoors, in heating mode, the cold energy is discharged to the outside through water, which avoids the defrosting problem of air-cooled products.

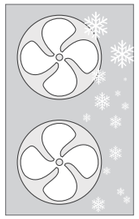

Air Cooled

Heating | Defrosting

Intermittent operation of heating and defrosting

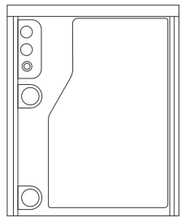

Water Cooled

Heating

Continuous heating

Piping Length

Excellent piping length allows flexible design and installation. As water pipes are not connected to indoor units, users are free from water leakage problems.

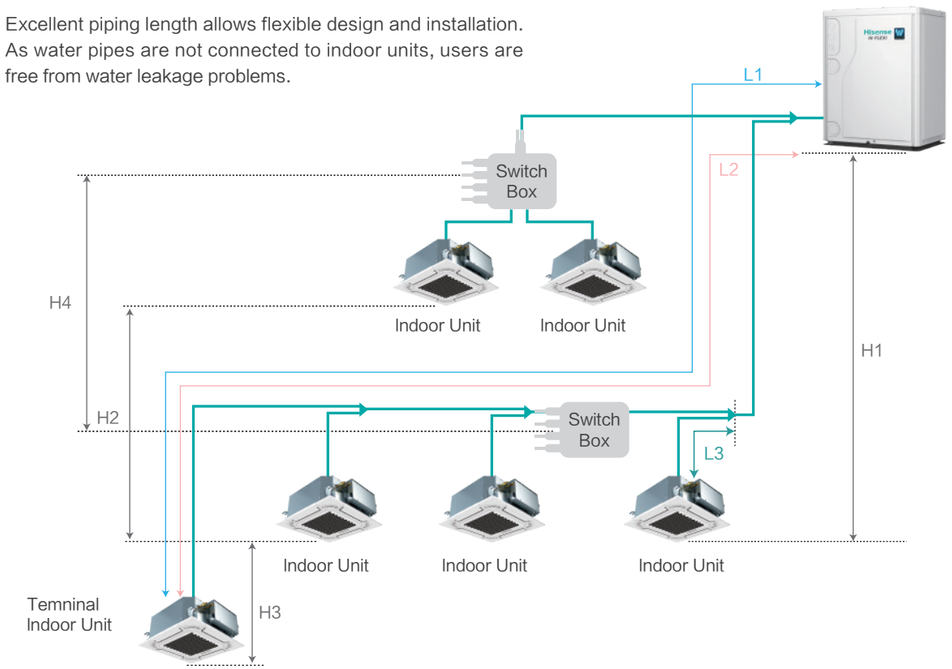

Max. equivalent pipe length L1: 190m

Max. pipe length from first branch to each indoor unit L2: 40m

Max. pipe length from certain branch to the nearby indoor unit L3: 30m

Height difference between outdoor unit and indoor unit H1:
Outdoor unit is higher: 50m
Outdoor unit is lower: 40m

Height difference between indoor units H2: 15m

Height difference between indoor units using the same SW box H3: 4m

Height difference between SW boxes H4: 5m

Multiple Applications

Building Water Loop System

Building water loop system is a common application. The circulating water is heated by boilers during heating mode, and is cooled by the cooling tower during cooling mode to maintain the temperature of the water cycling system.

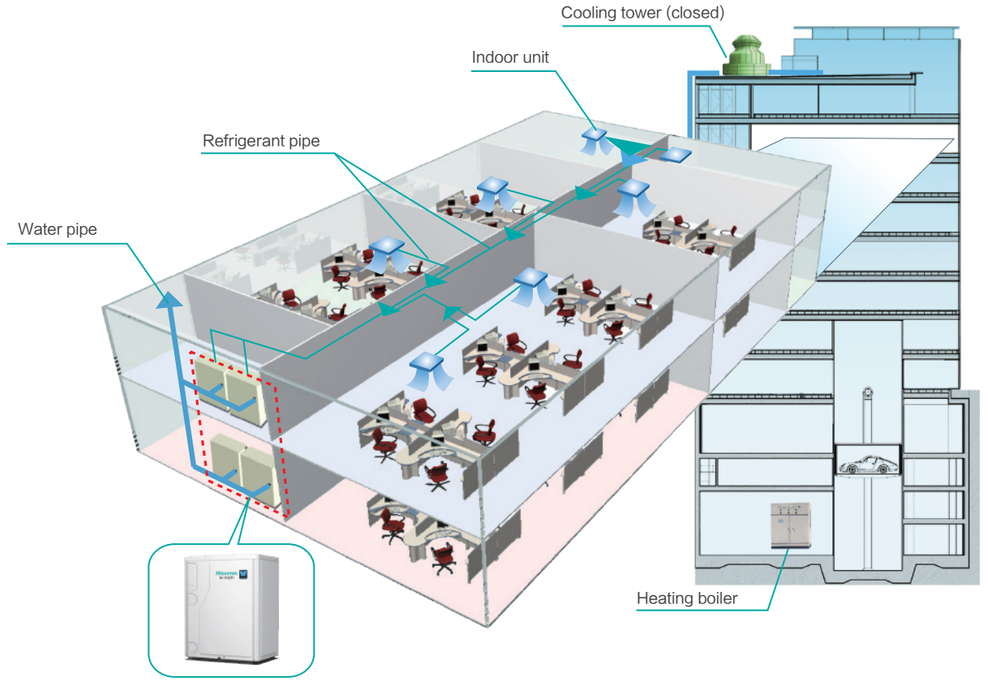

Others Applications

Uses underground heat sources like soil, surface water, underground water, seawater, lakes, rivers and more as renewable energy for cooling and heating. Water or antifreeze solution is circulated through the closed loop HDPE (High Density Poly-Ethylene) pipes buried beneath the earth's surface.



Surface water



Seawater



Groud water



Soil source

Hi-FLEXi W Series



HP			8HP	10HP	12HP	14HP
Model	Model		AVWW-76FKFW	AVWW-96FKFW	AVWW-114FKFW	AVWW-136FKFW
	Modules		——	——	——	——
	Power Supply		AC 3Φ, 380-415V/50/60Hz			
Cooling	Capacity	kW	22.4	28.0	33.5	40.0
		kBtu/h	76.5	95.6	114.3	136.5
	Power Input	kW	3.85	5.04	6.32	7.84
	EER	kW/kW	5.82	5.55	5.30	5.10
Heating	Capacity	kW	25.0	31.5	37.5	45.0
		kBtu/h	85.3	107.5	128.0	153.6
	Power Input	kW	4.08	5.25	6.45	8.03
	COP	kW/kW	6.12	6.00	5.81	5.60
Sound	Sound Pressure Level Cooling/Heating	dB(A)	49/51	51/53	53/54	55/57
Water-side Heat Exchanger	Water Temperature	℃	10~45	10~45	10~45	10~45
	Rated Water Flow Rate	L/min	76.7	96.0	115.0	138.3
	Water Pressure Drop	kPa	30	45	45	60
	Maximum Pressure Resistance	kgf/cm²	20	20	20	20
Weight	Net Weight	kg	166	166	171	171
	Gross Weight	kg	170	170	175	175
Dimensions	External (H×W×D)	mm	1030×820×560	1030×820×560	1030×820×560	1030×820×560
	Packing(H×W×D)	mm	1180×900×632	1180×900×632	1180×900×632	1180×900×632
Ref. Piping	Liquid Pipe	mm	Φ9.53	Φ9.53	Φ12.70	Φ12.70
		inch	3/8	3/8	1/2	1/2
	Low Pressure Gas Pipe	mm	Φ19.05	Φ22.20	Φ25.40	Φ25.40
		inch	3/4	7/8	1	1
	High/Low Pressure Gas Pipe	mm	Φ15.88	Φ19.05	Φ22.20	Φ22.20
		inch	5/8	3/4	7/8	7/8
Water Connecting Pipes	Water Pipe		DN32	DN32	DN32	DN32
	Thread of Connector		G1-1/4B	G1-1/4B	G1-1/4B	G1-1/4B
	Drain Pipe	mm	Outer Diameter 18	Outer Diameter 18	Outer Diameter 18	Outer Diameter 18
MAX. Connectable Indoor Units	Recommended		12	15	18	21
	Max.		19	24	29	34

Notes:
1. Operation condition:
   Cooling: indoor temperature 27℃ DB /19℃ WB, water inlet outlet 30/35℃.
   Heating: indoor temperature 20℃ DB /15℃ WB, water inlet 20℃.
2. The sound pressure is based on the following conditions.
   1 meter from the unit service cover surface, and 1.5 meters from floor level.
   The above data was measured in an anechoic chamber so that reflected sound should be taken into consideration in the field.
3. When unit is operating out of the allowable water temperature range, it won't strat normally and will alarm.
4. For Max. pipe length more than 300m, please contact with our professional engineer.

Hi-FLEXi W Series



HP			16HP	18HP	20HP
Model	Model		AVWW-154FKFW	AVWW-170FKFW	AVWW-190FKFW
	Modules		——	——	——
	Power Supply		AC 3Φ, 380-415V/50/60Hz		
Cooling	Capacity	kW	45.0	50.0	56.0
		kBtu/h	153.6	170.6	191.1
	Power Input	kW	8.11	9.43	10.98
	EER	kW/kW	5.55	5.30	5.10
Heating	Capacity	kW	50.0	56.0	63.0
		kBtu/h	170.6	191.1	215.0
	Power Input	kW	8.33	9.62	10.86
	COP	kW/kW	6.00	5.82	5.80
Sound	Sound Pressure Level Cooling/Heating	dB(A)	51/52	53/53	53/55
Water-side Heat Exchanger	Water Temperature	℃	10~45	10~45	10~45
	Rated Water Flow Rate	L/min	153.3	166.7	193.3
	Water Pressure Drop	kPa	40	45	60
	Maximum Pressure Resistance	kgf/cm²	20	20	20
Weight	Net Weight	kg	245	246	246
	Gross Weight	kg	250	251	251
Dimensions	External (H×W×D)	mm	1030×1040×560	1030×1040×560	1030×1040×560
	Packing(H×W×D)	mm	1180×1112×632	1180×1112×632	1180×1112×632
Ref. Piping	Liquid Pipe	mm	Φ12.70	Φ15.88	Φ15.88
		inch	1/2	5/8	5/8
	Low Pressure Gas Pipe	mm	Φ28.60	Φ28.60	Φ28.60
		inch	1-1/8	1-1/8	1-1/8
	High/Low Pressure Gas Pipe	mm	Φ22.20	Φ22.20	Φ22.20
		inch	7/8	7/8	7/8
Water Connecting Pipes	Water Pipe		DN32	DN32	DN32
	Thread of Connector		G1-1/4B	G1-1/4B	G1-1/4B
	Drain Pipe	mm	Outer Diameter 18	Outer Diameter 18	Outer Diameter 18
MAX. Connectable Indoor Units	Recommended		23	26	29
	Max.		39	43	48

Notes:
1. Operation condition:
   Cooling: indoor temperature 27℃ DB /19℃ WB, water inlet outlet 30/35℃.
   Heating: indoor temperature 20℃ DB /15℃ WB, water inlet 20℃.
2. The sound pressure is based on the following conditions.
   1 meter from the unit service cover surface, and 1.5 meters from floor level.
   The above data was measured in an anechoic chamber so that reflected sound should be taken into consideration in the field.
3. When unit is operating out of the allowable water temperature range, it won't strat normally and will alarm.
4. For Max. pipe length more than 300m, please contact with our professional engineer.

Hi-FLEXi W Series



HP			22HP	24HP	26HP	28HP	30HP
Model	Model		AVWW-210FKFW	AVWW-228FKFW	AVWW-250FKFW	AVWW-268FKFW	AVWW-286FKFW
	Modules		AVWW-96FKFW AVWW-114FKFW	AVWW-114FKFW AVWW-114FKFW	AVWW-114FKFW AVWW-136FKFW	AVWW-114FKFW AVWW-154FKFW	AVWW-96FKFW AVWW-190FKFW
	Power Supply		AC 3Φ, 380-415V/50/60Hz				
Cooling	Capacity	kW	61.5	67.0	73.5	78.5	84.0
		kBtu/h	209.9	228.6	250.8	267.9	286.7
	Power Input	kW	11.4	12.6	14.2	14.4	16.0
	EER	kW/kW	5.41	5.30	5.19	5.44	5.24
Heating	Capacity	kW	69.0	75.0	82.5	87.5	94.5
		kBtu/h	235.4	255.9	281.6	298.6	322.4
	Power Input	kW	11.7	12.9	14.5	14.8	16.1
	COP	kW/kW	5.90	5.81	5.70	5.92	5.87
Sound	Sound Pressure Level Cooling/Heating	dB(A)	56/57	56/57	58/60	56/57	56/58
Water-side Heat Exchanger	Water Temperature	℃	10~45	10~45	10~45	10~45	10~45
	Rated Water Flow Rate	L/min	211.0	230.0	253.3	268.3	289.3
	Water Pressure Drop	kPa	/	/	/	/	/
	Maximum Pressure Resistance	kgf/cm²	20	20	20	20	20
Weight	Net Weight	kg	337	342	342	416	412
	Gross Weight	kg	345	350	350	425	421
Dimensions	External (H×W×D)	mm	1030× (820+820) ×560	1030× (820+820) ×560	1030× (820+820) ×560	1030× (820+1040) ×560	1030× (820+1040) ×560
	Packing(H×W×D)	mm	1180× (900+900) ×632	1180× (900+900) ×632	1180× (900+900) ×632	1180× (900+1112) ×632	1180× (900+1112) ×632
Ref. Piping	Liquid Pipe	mm	Φ15.88	Φ15.88	Φ19.05	Φ19.05	Φ19.05
		inch	5/8	5/8	3/4	3/4	3/4
	Low Pressure Gas Pipe	mm	Φ28.60	Φ28.60	Φ31.75	Φ31.75	Φ31.75
		inch	1-1/8	1-1/8	1-1/4	1-1/4	1-1/4
	High/Low Pressure Gas Pipe	mm	Φ25.40	Φ25.40	Φ25.40	Φ28.60	Φ28.60
		inch	1	1	1	1-1/8	1-1/8
Water Connecting Pipes	Water Pipe		DN32	DN32	DN32	DN32	DN32
	Thread of Connector		G1-1/4B	G1-1/4B	G1-1/4B	G1-1/4B	G1-1/4B
	Drain Pipe	mm	Outer Diameter 18	Outer Diameter 18	Outer Diameter 18	Outer Diameter 18	Outer Diameter 18
MAX. Connectable Indoor Units	Recommended		33	36	39	40	40
	Max.		53	58	63	64	64

Notes:
1. Operation condition:
   Cooling: indoor temperature 27℃ DB /19℃ WB, water inlet outlet 30/35℃.
   Heating: indoor temperature 20℃ DB /15℃ WB, water inlet 20℃.
2. The sound pressure is based on the following conditions.
   1 meter from the unit service cover surface, and 1.5 meters from floor level.
   The above data was measured in an anechoic chamber so that reflected sound should be taken into consideration in the field.
3. When unit is operating out of the allowable water temperature range, it won't strat normally and will alarm.
4. For Max. pipe length more than 300m, please contact with our professional engineer.

Hi-FLEXi W Series



HP			32HP	34HP	36HP	38HP	40HP
Model	Model		AVWW-304FKFW	AVWW-326FKFW	AVWW-344FKFW	AVWW-360FKFW	AVWW-380FKFW
	Modules		AVWW-114FKFW AVWW-190FKFW	AVWW-136FKFW AVWW-190FKFW	AVWW-154FKFW AVWW-190FKFW	AVWW-170FKFW AVWW-190FKFW	AVWW-190FKFW AVWW-190FKFW
	Power Supply		AC 3Φ, 380-415V/50/60Hz				
Cooling	Capacity	kW	89.5	96.0	101.0	106.0	112.0
		kBtu/h	305.4	327.6	344.7	361.7	382.1
	Power Input	kW	17.3	18.8	19.1	20.4	22.0
	EER	kW/kW	5.17	5.10	5.29	5.19	5.10
Heating	Capacity	kW	100.5	108.0	113.0	119.0	126.0
		kBtu/h	342.9	368.6	385.6	406.0	429.9
	Power Input	kW	17.3	18.9	19.2	20.5	21.7
	COP	kW/kW	5.81	5.72	5.89	5.81	5.80
Sound	Sound Pressure Level Cooling/Heating	dB(A)	56/58	58/60	56/58	56/58	56/58
Water-side Heat Exchanger	Water Temperature	℃	10~45	10~45	10~45	10~45	10~45
	Rated Water Flow Rate	L/min	308.3	331.7	346.7	360.0	386.7
	Water Pressure Drop	kPa	/	/	/	/	/
	Maximum Pressure Resistance	kgf/cm²	20	20	20	20	20
Weight	Net Weight	kg	417	417	491	492	492
	Gross Weight	kg	426	426	501	502	502
Dimensions	External (H×W×D)	mm	1030× (820+1040) ×560	1030× (820+1040) ×560	1030× (1040+1040) ×560	1030× (1040+1040) ×560	1030× (1040+1040) ×560
	Packing(H×W×D)	mm	1180× (900+1112) ×632	1180× (900+1112) ×632	1180× (1112+1112) ×632	1180× (1112+1112) ×632	1180× (1112+1112) ×632
Ref. Piping	Liquid Pipe	mm	Φ19.05	Φ19.05	Φ19.05	Φ19.05	Φ19.05
		inch	3/4	3/4	3/4	3/4	3/4
	Low Pressure Gas Pipe	mm	Φ31.75	Φ31.75	Φ31.75	Φ38.10	Φ38.10
		inch	1-1/4	1-1/4	1-1/4	1-1/2	1-1/2
	High/Low Pressure Gas Pipe	mm	Φ28.60	Φ28.60	Φ28.60	Φ31.75	Φ31.75
		inch	1-1/8	1-1/8	1-1/8	1-1/4	1-1/4
Water Connecting Pipes	Water Pipe		DN32	DN32	DN32	DN32	DN32
	Thread of Connector		G1-1/4B	G1-1/4B	G1-1/4B	G1-1/4B	G1-1/4B
	Drain Pipe	mm	Outer Diameter 18	Outer Diameter 18	Outer Diameter 18	Outer Diameter 18	Outer Diameter 18
MAX. Connectable Indoor Units	Recommended		40	40	40	40	40
	Max.		64	64	64	64	64

Notes:
1. Operation condition:
   Cooling: indoor temperature 27℃ DB /19℃ WB, water inlet outlet 30/35℃.
   Heating: indoor temperature 20℃ DB /15℃ WB, water inlet 20℃.
2. The sound pressure is based on the following conditions.
   1 meter from the unit service cover surface, and 1.5 meters from floor level.
   The above data was measured in an anechoic chamber so that reflected sound should be taken into consideration in the field.
3. When unit is operating out of the allowable water temperature range, it won't strat normally and will alarm.
4. For Max. pipe length more than 300m, please contact with our professional engineer.

Hi-FLEXi W Series



HP			42HP	44HP	46HP	48HP	50HP
Model	Model		AVWW-400FKFW	AVWW-418FKFW	AVWW-440FKFW	AVWW-456FKFW	AVWW-476FKFW
	Modules		AVWW-96FKFW AVWW-114FKFW AVWW-190FKFW	AVWW-114FKFW AVWW-114FKFW AVWW-190FKFW	AVWW-96FKFW AVWW-154FKFW AVWW-190FKFW	AVWW-96FKFW AVWW-170FKFW AVWW-190FKFW	AVWW-96FKFW AVWW-190FKFW AVWW-190FKFW
	Power Supply		AC 3Φ, 380-415V/50/60Hz				
Cooling	Capacity	kW	117.5	123.0	129.0	134.0	140.0
		kBtu/h	401.0	419.7	440.3	457.3	477.7
	Power Input	kW	22.3	23.6	24.1	25.5	27.0
	EER	kW/kW	5.26	5.21	5.35	5.27	5.19
Heating	Capacity	kW	132.0	138.0	144.5	150.5	157.5
		kBtu/h	450.4	470.9	493.0	513.5	537.4
	Power Input	kW	22.6	23.8	24.4	25.7	27.0
	COP	kW/kW	5.85	5.81	5.91	5.85	5.84
Sound	Sound Pressure Level Cooling/Heating	dB(A)	58/60	58/60	58/60	58/60	58/60
Water-side Heat Exchanger	Water Temperature	℃	10~45	10~45	10~45	10~45	10~45
	Rated Water Flow Rate	L/min	404.3	423.3	442.7	456.0	482.7
	Water Pressure Drop	kPa	/	/	/	/	/
	Maximum Pressure Resistance	kgf/cm²	20	20	20	20	20
Weight	Net Weight	kg	583	588	657	658	658
	Gross Weight	kg	596	601	671	672	672
Dimensions	External (H×W×D)	mm	1030× (820+820+1040) ×560	1030× (820+820+1040) ×560	1030× (820+1040+1040) ×560	1030× (820+1040+1040) ×560	1030× (820+1040+1040) ×560
	Packing(H×W×D)	mm	1180× (900+900+1112) ×632	1180× (900+900+1112) ×632	1180× (900+1112+1112) ×632	1180× (900+1112+1112) ×632	1180× (900+1112+1112) ×632
Ref. Piping	Liquid Pipe	mm	Φ19.05	Φ19.05	Φ19.05	Φ19.05	Φ19.05
		inch	3/4	3/4	3/4	3/4	3/4
	Low Pressure Gas Pipe	mm	Φ38.10	Φ38.10	Φ38.10	Φ38.10	Φ38.10
		inch	1-1/2	1-1/2	1-1/2	1-1/2	1-1/2
	High/Low Pressure Gas Pipe	mm	Φ31.75	Φ31.75	Φ31.75	Φ31.75	Φ31.75
		inch	1-1/4	1-1/4	1-1/4	1-1/4	1-1/4
Water Connecting Pipes	Water Pipe		DN32	DN32	DN32	DN32	DN32
	Thread of Connector		G1-1/4B	G1-1/4B	G1-1/4B	G1-1/4B	G1-1/4B
	Drain Pipe	mm	Outer Diameter 18	Outer Diameter 18	Outer Diameter 18	Outer Diameter 18	Outer Diameter 18
MAX. Connectable Indoor Units	Recommended		40	40	40	40	40
	Max.		64	64	64	64	64

Notes:
1. Operation condition:
   Cooling: indoor temperature 27℃ DB /19℃ WB, water inlet outlet 30/35℃.
   Heating: indoor temperature 20℃ DB /15℃ WB, water inlet 20℃.
2. The sound pressure is based on the following conditions.
   1 meter from the unit service cover surface, and 1.5 meters from floor level.
   The above data was measured in an anechoic chamber so that reflected sound should be taken into consideration in the field.
3. When unit is operating out of the allowable water temperature range, it won't strat normally and will alarm.
4. For Max. pipe length more than 300m, please contact with our professional engineer.

Hi-FLEXi W Series



HP			52HP	54HP	56HP	58HP	60HP
Model	Model		AVWW-494FKFW	AVWW-516FKFW	AVWW-534FKFW	AVWW-550FKFW	AVWW-570FKFW
	Modules		AVWW-114FKFW AVWW-190FKFW AVWW-190FKFW	AVWW-136FKFW AVWW-190FKFW AVWW-190FKFW	AVWW-154FKFW AVWW-190FKFW AVWW-190FKFW	AVWW-170FKFW AVWW-190FKFW AVWW-190FKFW	AVWW-190FKFW AVWW-190FKFW AVWW-190FKFW
	Power Supply		AC 3Φ, 380-415V/50/60Hz				
Cooling	Capacity	kW	145.5	152.0	157.0	162.0	168.0
		kBtu/h	496.4	518.6	535.7	552.7	573.2
	Power Input	kW	28.3	29.8	30.1	31.4	32.9
	EER	kW/kW	5.14	5.10	5.22	5.16	5.10
Heating	Capacity	kW	163.5	171.0	176.0	182.0	189.0
		kBtu/h	557.9	583.5	600.5	621.0	644.9
	Power Input	kW	28.2	29.8	30.1	31.3	32.6
	COP	kW/kW	5.80	5.75	5.86	5.81	5.80
Sound	Sound Pressure Level Cooling/Heating	dB(A)	58/60	60/62	58/60	58/60	58/60
Water-side Heat Exchanger	Water Temperature	℃	10~45	10~45	10~45	10~45	10~45
	Rated Water Flow Rate	L/min	501.7	525.0	540.0	553.3	580.0
	Water Pressure Drop	kPa	/	/	/	/	/
	Maximum Pressure Resistance	kgf/cm²	20	20	20	20	20
Weight	Net Weight	kg	663	663	737	738	738
	Gross Weight	kg	677	677	752	753	753
Dimensions	External (H×W×D)	mm	1030× (820+1040+1040) ×560	1030× (820+1040+1040) ×560	1030× (1040+1040+1040) ×560	1030× (1040+1040+1040) ×560	1030× (1040+1040+1040) ×560
	Packing(H×W×D)	mm	1180× (900+1112+1112) ×632	1180× (900+1112+1112) ×632	1180× (1112+1112+1112) ×632	1180× (1112+1112+1112) ×632	1180× (1112+1112+1112) ×632
Ref. Piping	Liquid Pipe	mm	Φ19.05	Φ19.05	Φ22.20	Φ22.20	Φ22.20
		inch	3/4	3/4	7/8	7/8	7/8
	Low Pressure Gas Pipe	mm	Φ38.10	Φ38.10	Φ38.10	Φ38.10	Φ38.10
		inch	1-1/2	1-1/2	1-1/2	1-1/2	1-1/2
	High/Low Pressure Gas Pipe	mm	Φ31.75	Φ31.75	Φ38.10	Φ38.10	Φ38.10
		inch	1-1/4	1-1/4	1-1/2	1-1/2	1-1/2
Water Connecting Pipes	Water Pipe		DN32	DN32	DN32	DN32	DN32
	Thread of Connector		G1-1/4B	G1-1/4B	G1-1/4B	G1-1/4B	G1-1/4B
	Drain Pipe	mm	Outer Diameter 18	Outer Diameter 18	Outer Diameter 18	Outer Diameter 18	Outer Diameter 18
MAX. Connectable Indoor Units	Recommended		40	40	40	40	40
	Max.		64	64	64	64	64

Notes:
1. Operation condition:
   Cooling: indoor temperature 27℃ DB /19℃ WB, water inlet outlet 30/35℃.
   Heating: indoor temperature 20℃ DB /15℃ WB, water inlet 20℃.
2. The sound pressure is based on the following conditions.
   1 meter from the unit service cover surface, and 1.5 meters from floor level.
   The above data was measured in an anechoic chamber so that reflected sound should be taken into consideration in the field.
3. When unit is operating out of the allowable water temperature range, it won't strat normally and will alarm.
4. For Max. pipe length more than 300m, please contact with our professional engineer.