Hisense VRF

OUTDOOR UNIT

Hi-FLEXi S Series Heat Recovery

Hi-FLEXi S Series

Hi-FLEXi S mavo+ Series

Hi-FLEXi X3 Series

Hi-FLEXi W Series

Hi-Smart H5 Series

Hi-Smart E+ L+ C+ Series

Hi-Smart H Series

AIR
CONDITIONING
SOLUTION

Hi-FLEXi S Heat Recovery Series



All in One Renewable Energy Solution

With S heat recovery series, cooling and heating of air can be realised simultaneously including water. During summer, it serves cool indoor rooms and warm water supply for night showers. With the same system, floor heating and fan coil unit heating and cooling can be done during season transition periods.

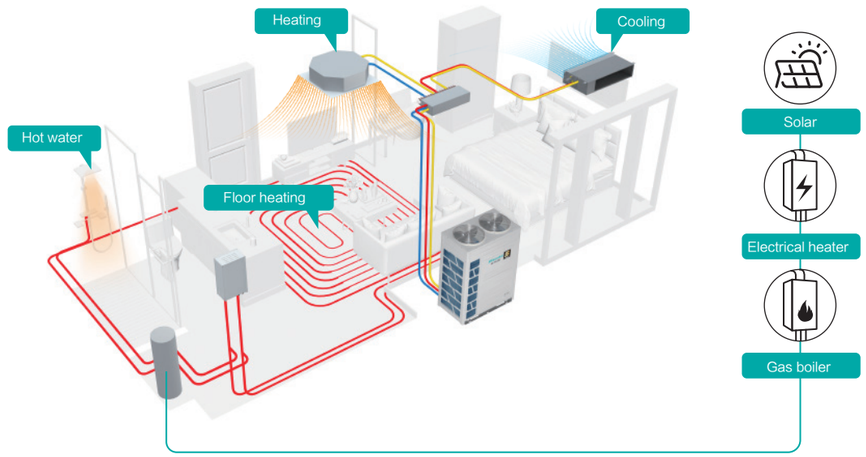

200% Connection Ratio

The powerful S heat recovery series outdoor units are connectable to indoor units up to 2 times of its own capacity with ratio of 200% for a more efficient and cost saving system.



External Static Pressure

External static pressure is reachable up to 110Pa, allowing better air discharge when are installed indoors with ducting or even outdoors in poor air ventilation spaces.

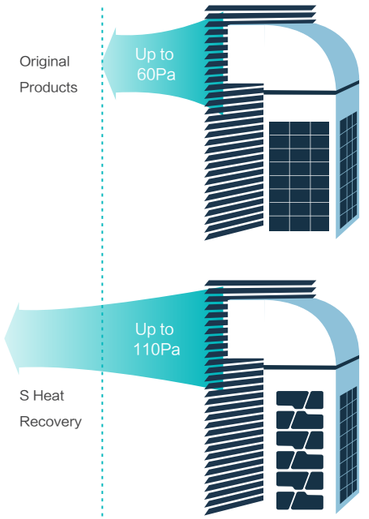

Piping Length

With extra long pipe, the height difference between the indoor unit and outdoor unit is up to 90 meters*, which makes installation more flexible.

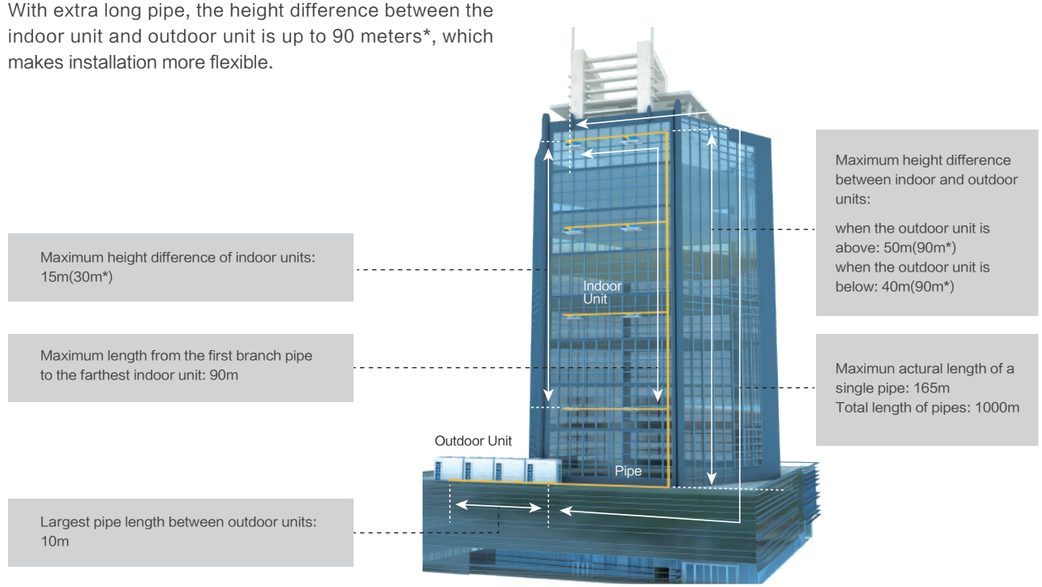

*Note: For detailed information, please contact Hisense's technical staff.

New Upgraded Switch Box

Switch box defies the complicated piping of 3pipe heat recovery systems and simplifies the system with lesser connections and piping including refrigerant and condensate piping. Now with larger capacity up to 85kW for larger systems and increased up to 16 branch ports for more indoor units connections.

Heating Domination Mode

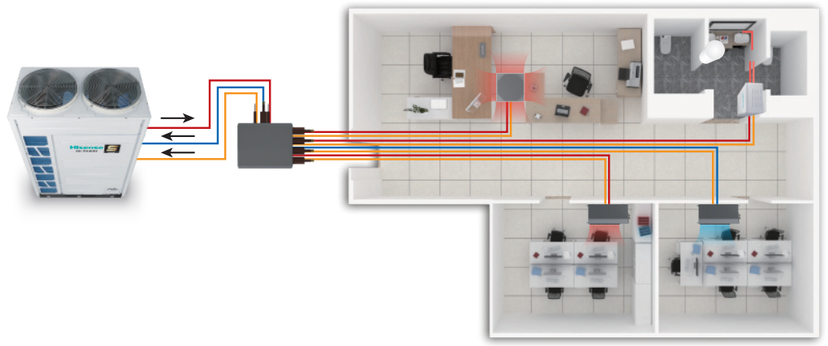

3 Pipes Without Switch Box

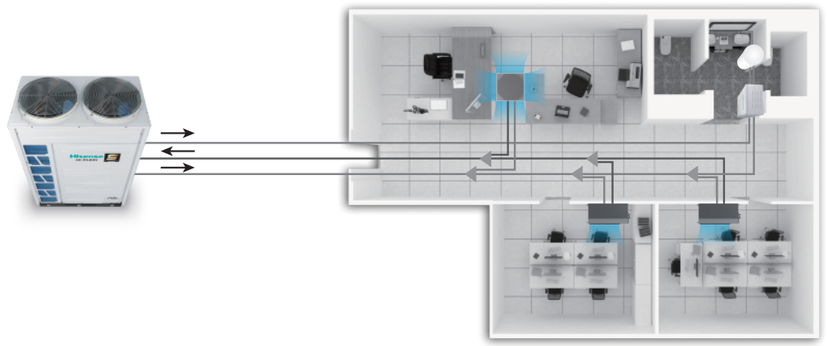

Dual 20RT EEV

Compared with conventional 10RT EEV with 480 steps, dual 20RT EEV with 3000pls can better reduce pressure loss and improve performance.

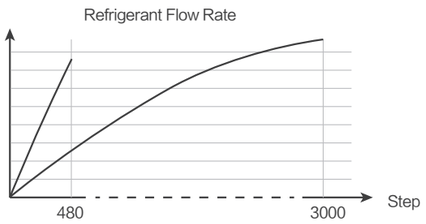

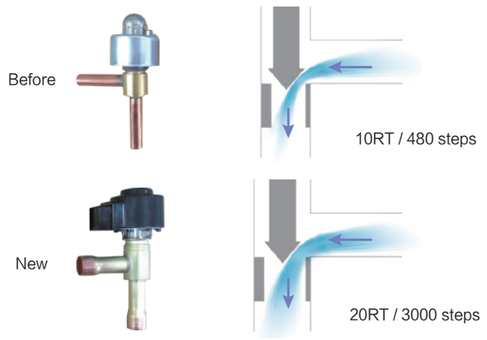

Hi-FLEXi S Heat Recovery



HP			8HP	10HP	12HP	14HP	16HP	18HP
Model	Model		AVWT-76FKFSA	AVWT-96FKFSA	AVWT-114FKFSA	AVWT-136FKFSA	AVWT-154FKFSA	AVWT-170FKFSA
	Modules		——	——	——	——	——	——
	Power Supply		AC 3Φ, 380-415V/50/60Hz					
Cooling	Capacity	kW	22.4	28.0	33.5	40.0	45.0	50.0
		kBtu/h	76.4	95.5	114.3	136.5	153.5	170.6
	Power Input	kW	4.87	6.75	8.09	10.26	12.16	14.04
	EER	kW/kW	4.60	4.15	4.14	3.90	3.70	3.56
Heating	Capacity(Max/Nom)	kW	25.0 / 22.4	31.5 / 28.0	37.5 / 33.5	45.0 / 40.0	50.0 / 45.0	56.0 / 50.0
		kBtu/h	85.3 / 76.4	107.5 / 95.5	128.0 / 114.3	153.5 / 136.5	170.6 / 153.5	191.1 / 170.6
	Power Input(Max/Nom)	kW	5.20 / 4.36	6.77 / 5.63	9.17 / 7.70	10.82 / 8.89	12.14 / 10.32	14.74 / 12.02
	COP(Max)	kW/kW	4.81	4.65	4.09	4.16	4.12	3.80
Ventilation	Air Flow Rate	m^3/min	183	183	183	200	200	200
	Fan Quantity		1	1	1	2	2	2
	Static Pressure	Pa	110	110	110	110	110	110
Sound	Sound Pressure Level	dB(A)	59	60	62	62	62	62
Compressor	Type	–	Enhanced Vapor Injection Scroll Compressor					
	Compressor Quantity	pcs	1	1	1	1	1	2
Refrigerant	Type	–	R410A					
	Pre-charged Quantity	kg	5.60	5.90	6.00	8.80	8.80	9.20
Weight	Net Weight	kg	226	227	246	289	290	349
	Gross Weight	kg	246	247	266	311	312	371
Dimensions	External(HxWxD)	mm	1730x950x750	1730x950x750	1730x950x750	1730x1210x750	1730x1210x750	1730x1210x750
	Packing(HxWxD)	mm	1930x1015x790	1930x1015x790	1930x1015x790	1930x1275x790	1930x1275x790	1930x1275x790
Cabinet Color			Ivory White	Ivory White	Ivory White	Ivory White	Ivory White	Ivory White
Heat Recovery Operation System	Low Pressure Gas Line	mm(in.)	Φ19.05(3/4)	Φ22.20(7/8)	Φ25.40(1)	Φ25.40(1)	Φ28.60(1-1/8)	Φ28.60(1-1/8)
	High/Low Pressure Gas Line	mm(in.)	Φ15.88(5/8)	Φ19.05(3/4)	Φ22.2(7/8)	Φ22.2(7/8)	Φ22.2(7/8)	Φ22.2(7/8)
	Liquid Line	mm(in.)	Φ9.53(3/8)	Φ9.53(3/8)	Φ12.70(1/2)	Φ12.70(1/2)	Φ12.70(1/2)	Φ15.88(5/8)
Heat Pump Operation System	Gas Line	mm(in.)	Φ19.05(3/4)	Φ22.20(7/8)	Φ25.40(1)	Φ25.40(1)	Φ28.60(1-1/8)	Φ28.60(1-1/8)
	Liquid Line	mm(in.)	Φ9.53(3/8)	Φ9.53(3/8)	Φ12.70(1/2)	Φ12.70(1/2)	Φ12.70(1/2)	Φ15.88(5/8)
Connectable Indoor Units	Quantity	pcs	13	16	19	23	26	29
	Total Capacity	–	200%*1	200%*1	200%*1	200%*1	200%*1	200%*1
Piping Design	Height Difference Between ODU and IDU	m(above)	50(90*2)	50(90*2)	50(90*2)	50(90*2)	50(90*2)	50(90*2)
		m(below)	40(90*2)	40(90*2)	40(90*2)	40(90*2)	40(90*2)	40(90*2)
	Height Difference Between IDUs	m	15(30*2)	15(30*2)	15(30*2)	15(30*2)	15(30*2)	15(30*2)
	Max. Piping Length	m	165	165	165	165	165	165
Operation Range	Cooling	DB	-10℃~52℃	-10℃~52℃	-10℃~52℃	-10℃~52℃	-10℃~52℃	-10℃~52℃
	Heating	WB	-25℃~16.5℃	-25℃~16.5℃	-25℃~16.5℃	-25℃~16.5℃	-25℃~16.5℃	-25℃~16.5℃

Notes:
1. Rated cooling capacity and rated heating capacity are tested in the following conditions:
   Cooling conditions: indoor air inlet temperature: 27℃ DB 19℃ WB, outdoor air inlet temperature: 35℃ DB, pipe length: 7.5m, pipe height difference: 0m.
   Heating conditions: indoor air inlet temperature: 20℃ DB, outdoor air inlet temperature: 7℃ DB 6℃ WB, pipe length: 7.5m, pipe height difference: 0m.
2. The above noise values are measured in the anechoic chamber without reflected echo, therefore the impact of the reflected echo must be included at the scene.
3. The final appearance of outdoor units is subject to the actual products.
*1: If you have any questions, please contact with the technical engineer.
*2: For detailed information, please contact with Hisense's technical staff.

Hi-FLEXi S Heat Recovery



HP			20HP	22HP	24HP	26HP	28HP
Model	Model		AVWT-190FKFSA	AVWT-212FKFSA	AVWT-232FKFSA	AVWT-250FKFSA	AVWT-272FKFSA
	Modules		——	——	——	——	——
	Power Supply		AC 3Φ, 380-415V/50/60Hz				
Cooling	Capacity	kW	56.0	61.5	68.0	72.5	80.0
		kBtu/h	191.1	209.8	232.0	247.4	273.0
	Power Input	kW	15.60	18.04	20.61	21.90	24.24
	EER	kW/kW	3.59	3.41	3.30	3.31	3.30
Heating	Capacity(Max/Nom)	kW	63.0 / 56.0	69.0 / 61.5	75.0 / 68.0	80.0 / 72.5	90.0 / 80.0
		kBtu/h	215.0 / 191.1	235.4 / 209.8	255.9 / 232.0	273.0 / 247.4	307.1 / 273.0
	Power Input(Max/Nom)	kW	16.54 / 13.56	18.80 / 15.89	21.43 / 18.38	22.35 / 19.23	26.01 / 21.92
	COP(Max)	kW/kW	3.81	3.67	3.50	3.58	3.46
Ventilation	Air Flow Rate	m^3/min	267	296	296	350	350
	Fan Quantity		2	2	2	2	2
	Static Pressure	Pa	110	110	110	110	110
Sound	Sound Pressure Level	dB(A)	63	64	66	67	67
Compressor	Type	–	Enhanced Vapor Injection Scroll Compressor				
	Compressor Quantity	pcs	2	2	2	2	2
Refrigerant	Type	–	R410A				
	Pre-charged Quantity	kg	9.80	10.60	10.60	11.50	11.50
Weight	Net Weight	kg	369	377	378	400	401
	Gross Weight	kg	393	401	402	426	427
Dimensions	External(HxWxD)	mm	1730x1350x750	1730x1350x750	1730x1350x750	1730x1600x750	1730x1600x750
	Packing(HxWxD)	mm	1930x1420x790	1930x1420x790	1930x1420x790	1930x1665x790	1930x1665x790
Cabinet Color			Ivory White	Ivory White	Ivory White	Ivory White	Ivory White
Heat Recovery Operation System	Low Pressure Gas Line	mm(in.)	Φ28.60(1-1/8)	Φ28.60(1-1/8)	Φ28.60(1-1/8)	Φ31.75(1-1/4)	Φ31.75(1-1/4)
	High/Low Pressure Gas Line	mm(in.)	Φ22.2(7/8)	Φ25.4(1)	Φ25.4(1)	Φ25.4(1)	Φ28.6(1-1/8)
	Liquid Line	mm(in.)	Φ15.88(5/8)	Φ15.88(5/8)	Φ15.88(5/8)	Φ19.05(3/4)	Φ19.05(3/4)
Heat Pump Operation System	Gas Line	mm(in.)	Φ28.60(1-1/8)	Φ28.60(1-1/8)	Φ28.60(1-1/8)	Φ31.75(1-1/4)	Φ31.75(1-1/4)
	Liquid Line	mm(in.)	Φ15.88(5/8)	Φ15.88(5/8)	Φ15.88(5/8)	Φ19.05(3/4)	Φ19.05(3/4)
Connectable Indoor Units	Quantity	pcs	33	36	40	43	47
	Total Capacity	–	200%*1	200%*1	200%*1	200%*1	200%*1
Piping Design	Height Difference Between ODU and IDU	m(above)	50(90*2)	50(90*2)	50(90*2)	50(90*2)	50(90*2)
		m(below)	40(90*2)	40(90*2)	40(90*2)	40(90*2)	40(90*2)
	Height Difference Between IDUs	m	15(30*2)	15(30*2)	15(30*2)	15(30*2)	15(30*2)
	Max. Piping Length	m	165	165	165	165	165
Operation Range	Cooling	DB	-10℃~52℃	-10℃~52℃	-10℃~52℃	-10℃~52℃	-10℃~52℃
	Heating	WB	-25℃~16.5℃	-25℃~16.5℃	-25℃~16.5℃	-25℃~16.5℃	-25℃~16.5℃

Notes:
1. Rated cooling capacity and rated heating capacity are tested in the following conditions:
   Cooling conditions: indoor air inlet temperature: 27℃ DB 19℃ WB, outdoor air inlet temperature: 35℃ DB, pipe length: 7.5m, pipe height difference: 0m.
   Heating conditions: indoor air inlet temperature: 20℃ DB, outdoor air inlet temperature: 7℃ DB 6℃ WB, pipe length: 7.5m, pipe height difference: 0m.
2. The above noise values are measured in the anechoic chamber without reflected echo, therefore the impact of the reflected echo must be included at the scene.
3. The final appearance of outdoor units is subject to the actual products.
*1: If you have any questions, please contact with the technical engineer.
*2: For detailed information, please contact with Hisense's technical staff.

Hi-FLEXi S Heat Recovery



HP			30HP	32HP	34HP	36HP	38HP
Model	Model		AVWT-290FKFSA	AVWT-308FKFSA	AVWT-324FKFSA	AVWT-344FKFSA	AVWT-360FKFSA
	Modules		AVWT-136FKFSA AVWT-154FKFSA	AVWT-154FKFSA AVWT-154FKFSA	AVWT-154FKFSA AVWT-170FKFSA	AVWT-154FKFSA AVWT-190FKFSA	AVWT-170FKFSA AVWT-190FKFSA
	Power Supply		AC 3Φ, 380-415V/50/60Hz				
Cooling	Capacity	kW	85.0	90.0	95.0	101.0	106.0
		kBtu/h	290.0	307.1	324.1	344.6	361.7
	Power Input	kW	22.41	24.32	26.20	27.75	29.64
	EER	kW/kW	3.79	3.70	3.63	3.64	3.58
Heating	Capacity(Max/Nom)	kW	95.0 / 85.0	100.0 / 90.0	106.0 / 95.0	113.0 / 101.0	119.0 / 106.0
		kBtu/h	324.1 / 290.0	341.2 / 307.1	361.7 / 324.1	385.6 / 344.6	406.0 / 361.7
	Power Input(Max/Nom)	kW	22.95 / 19.21	24.27 / 20.64	26.82 / 22.33	28.62 / 23.86	31.27 / 25.58
	COP(Max)	kW/kW	4.14	4.12	3.95	3.95	3.81
Ventilation	Air Flow Rate	m^3/min	400	400	400	467	467
	Fan Quantity		4	4	4	4	4
	Static Pressure	Pa	110	110	110	110	110
Sound	Sound Pressure Level	dB(A)	67	67	67	67	67
Compressor	Type	–	Enhanced Vapor Injection Scroll Compressor				
	Compressor Quantity	pcs	2	2	3	3	4
Refrigerant	Type	–	R410A				
	Pre-charged Quantity	kg	8.80+8.80	8.80+8.80	8.80+9.20	8.80+9.80	9.20+9.80
Weight	Net Weight	kg	289+290	290+290	290+349	290+369	349+369
	Gross Weight	kg	311+312	312+312	312+371	312+393	371+393
Dimensions	External(HxWxD)	mm	1730x (1210+1210) x750	1730x (1210+1210) x750	1730x (1210+1210) x750	1730x (1210+1350) x750	1730x (1210+1350) x750
	Packing(HxWxD)	mm	1930x (1275+1275) x790	1930x (1275+1275) x790	1930x (1275+1275) x790	1930x (1275+1420) x790	1930x (1275+1420) x790
Cabinet Color			Ivory White	Ivory White	Ivory White	Ivory White	Ivory White
Heat Recovery Operation System	Low Pressure Gas Line	mm(in.)	Φ31.75(1-1/4)	Φ31.75(1-1/4)	Φ31.75(1-1/4)	Φ38.1(1-1/2)	Φ38.1(1-1/2)
	High/Low Pressure Gas Line	mm(in.)	Φ28.6(1-1/8)	Φ28.6(1-1/8)	Φ28.6(1-1/8)	Φ28.6(1-1/8)	Φ31.75(1-1/4)
	Liquid Line	mm(in.)	Φ19.05(3/4)	Φ19.05(3/4)	Φ19.05(3/4)	Φ19.05(3/4)	Φ19.05(3/4)
Heat Pump Operation System	Gas Line	mm(in.)	Φ31.75(1-1/4)	Φ31.75(1-1/4)	Φ31.75(1-1/4)	Φ38.1(1-1/2)	Φ38.1(1-1/2)
	Liquid Line	mm(in.)	Φ19.05(3/4)	Φ19.05(3/4)	Φ19.05(3/4)	Φ19.05(3/4)	Φ19.05(3/4)
Connectable Indoor Units	Quantity	pcs	50	53	56	59	64
	Total Capacity	–	200%*1	200%*1	200%*1	200%*1	200%*1
Piping Design	Height Difference Between ODU and IDU	m(above)	50(90*2)	50(90*2)	50(90*2)	50(90*2)	50(90*2)
		m(below)	40(90*2)	40(90*2)	40(90*2)	40(90*2)	40(90*2)
	Height Difference Between IDUs	m	15(30*2)	15(30*2)	15(30*2)	15(30*2)	15(30*2)
	Max. Piping Length	m	165	165	165	165	165
Operation Range	Cooling	DB	-10℃~52℃	-10℃~52℃	-10℃~52℃	-10℃~52℃	-10℃~52℃
	Heating	WB	-25℃~16.5℃	-25℃~16.5℃	-25℃~16.5℃	-25℃~16.5℃	-25℃~16.5℃

Notes:
1. Rated cooling capacity and rated heating capacity are tested in the following conditions:
   Cooling conditions: indoor air inlet temperature: 27℃ DB 19℃ WB, outdoor air inlet temperature: 35℃ DB, pipe length: 7.5m, pipe height difference: 0m.
   Heating conditions: indoor air inlet temperature: 20℃ DB, outdoor air inlet temperature: 7℃ DB 6℃ WB, pipe length: 7.5m, pipe height difference: 0m.
2. The above noise values are measured in the anechoic chamber without reflected echo, therefore the impact of the reflected echo must be included at the scene.
3. The final appearance of outdoor units is subject to the actual products.
*1: If you have any questions, please contact with the technical engineer.
*2: For detailed information, please contact with Hisense's technical staff.

Hi-FLEXi S Heat Recovery



HP			40HP	42HP	44HP	46HP	48HP
Model	Model		AVWT-380FKFSA	AVWT-402FKFSA	AVWT-422FKFSA	AVWT-444FKFSA	AVWT-464FKFSA
	Modules		AVWT-190FKFSA AVWT-190FKFSA	AVWT-170FKFSA AVWT-232FKFSA	AVWT-190FKFSA AVWT-232FKFSA	AVWT-212FKFSA AVWT-232FKFSA	AVWT-232FKFSA AVWT-232FKFSA
	Power Supply		AC 3Φ, 380-415V/50/60Hz				
Cooling	Capacity	kW	112.0	118.0	124.0	129.5	136.0
		kBtu/h	382.1	402.6	423.1	441.9	464.0
	Power Input	kW	31.20	34.60	36.15	38.63	41.21
	EER	kW/kW	3.59	3.41	3.43	3.35	3.30
Heating	Capacity(Max/Nom)	kW	126.0 / 112.0	131.0 / 118.0	138.0 / 124.0	144.0 / 129.5	150.0 / 136.0
		kBtu/h	429.9 / 382.1	447.0 / 402.6	470.9 / 423.1	491.3 / 441.9	511.8 / 464.0
	Power Input(Max/Nom)	kW	33.07 / 27.12	36.12 / 30.30	37.92 / 31.85	40.21 / 34.25	42.86 / 36.76
	COP(Max)	kW/kW	3.81	3.63	3.64	3.58	3.50
Ventilation	Air Flow Rate	m^3/min	534	496	563	592	592
	Fan Quantity		4	4	4	4	4
	Static Pressure	Pa	110	110	110	110	110
Sound	Sound Pressure Level	dB(A)	67	67	68	68	69
Compressor	Type	–	Enhanced Vapor Injection Scroll Compressor				
	Compressor Quantity	pcs	4	4	4	4	4
Refrigerant	Type	–	R410A				
	Pre-charged Quantity	kg	9.80+9.80	9.20+10.60	9.80+10.60	10.60+10.60	10.60+10.60
Weight	Net Weight	kg	369+369	349+378	369+378	377+378	378+378
	Gross Weight	kg	393+393	371+402	393+402	401+402	402+402
Dimensions	External(HxWxD)	mm	1730x (1350+1350) x750	1730x (1210+1350) x750	1730x (1350+1350) x750	1730x (1350+1350) x750	1730x (1350+1350) x750
	Packing(HxWxD)	mm	1930x (1420+1420) x790	1930x (1275+1420) x790	1930x (1420+1420) x790	1930x (1420+1420) x790	1930x (1420+1420) x790
Cabinet Color			Ivory White	Ivory White	Ivory White	Ivory White	Ivory White
Heat Recovery Operation System	Low Pressure Gas Line	mm(in.)	Φ38.1(1-1/2)	Φ38.1(1-1/2)	Φ38.1(1-1/2)	Φ38.1(1-1/2)	Φ38.1(1-1/2)
	High/Low Pressure Gas Line	mm(in.)	Φ31.75(1-1/4)	Φ31.75(1-1/4)	Φ31.75(1-1/4)	Φ31.75(1-1/4)	Φ31.75(1-1/4)
	Liquid Line	mm(in.)	Φ19.05(3/4)	Φ19.05(3/4)	Φ19.05(3/4)	Φ19.05(3/4)	Φ19.05(3/4)
Heat Pump Operation System	Gas Line	mm(in.)	Φ38.1(1-1/2)	Φ38.1(1-1/2)	Φ38.1(1-1/2)	Φ38.1(1-1/2)	Φ38.1(1-1/2)
	Liquid Line	mm(in.)	Φ19.05(3/4)	Φ19.05(3/4)	Φ19.05(3/4)	Φ19.05(3/4)	Φ19.05(3/4)
Connectable Indoor Units	Quantity	pcs	64	64	64	64	64
	Total Capacity	–	200%*1	200%*1	200%*1	200%*1	200%*1
Piping Design	Height Difference Between ODU and IDU	m(above)	50(90*2)	50(90*2)	50(90*2)	50(90*2)	50(90*2)
		m(below)	40(90*2)	40(90*2)	40(90*2)	40(90*2)	40(90*2)
	Height Difference Between IDUs	m	15(30*2)	15(30*2)	15(30*2)	15(30*2)	15(30*2)
	Max. Piping Length	m	165	165	165	165	165
Operation Range	Cooling	DB	-10℃~52℃	-10℃~52℃	-10℃~52℃	-10℃~52℃	-10℃~52℃
	Heating	WB	-25℃~16.5℃	-25℃~16.5℃	-25℃~16.5℃	-25℃~16.5℃	-25℃~16.5℃

Notes:
1. Rated cooling capacity and rated heating capacity are tested in the following conditions:
   Cooling conditions: indoor air inlet temperature: 27℃ DB 19℃ WB, outdoor air inlet temperature: 35℃ DB, pipe length: 7.5m, pipe height difference: 0m.
   Heating conditions: indoor air inlet temperature: 20℃ DB, outdoor air inlet temperature: 7℃ DB 6℃ WB, pipe length: 7.5m, pipe height difference: 0m.
2. The above noise values are measured in the anechoic chamber without reflected echo, therefore the impact of the reflected echo must be included at the scene.
3. The final appearance of outdoor units is subject to the actual products.
*1: If you have any questions, please contact with the technical engineer.
*2: For detailed information, please contact with Hisense's technical staff.

Hi-FLEXi S Heat Recovery



HP			50HP	52HP	54HP	56HP
Model	Model		AVWT-482FKFSA	AVWT-504FKFSA	AVWT-522FKFSA	AVWT-544FKFSA
	Modules		AVWT-232FKFSA AVWT-250FKFSA	AVWT-232FKFSA AVWT-272FKFSA	AVWT-250FKFSA AVWT-272FKFSA	AVWT-272FKFSA AVWT-272FKFSA
	Power Supply		AC 3Φ, 380-415V/50/60Hz			
Cooling	Capacity	kW	140.5	148.0	152.5	160.0
		kBtu/h	479.4	505.0	520.3	545.9
	Power Input	kW	42.51	44.85	46.15	48.48
	EER	kW/kW	3.31	3.30	3.30	3.30
Heating	Capacity(Max/Nom)	kW	155.0 / 140.5	165.0 / 148.0	170.0 / 152.5	180.0 / 160.0
		kBtu/h	528.9 / 479.4	563.0 / 505.0	580.0 / 520.3	614.2 / 545.9
	Power Input(Max/Nom)	kW	43.77 / 37.60	47.44 / 40.29	48.33 / 41.13	52.02 / 43.84
	COP(Max)	kW/kW	3.54	3.48	3.52	3.46
Ventilation	Air Flow Rate	m^3/min	646	646	700	700
	Fan Quantity		4	4	4	4
	Static Pressure	Pa	110	110	110	110
Sound	Sound Pressure Level	dB(A)	70	70	70	70
Compressor	Type	–	Enhanced Vapor Injection Scroll Compressor			
	Compressor Quantity	pcs	4	4	4	4
Refrigerant	Type	–	R410A			
	Pre-charged Quantity	kg	10.60+11.50	10.60+11.50	11.50+11.50	11.50+11.50
Weight	Net Weight	kg	378+400	378+401	400+401	401+401
	Gross Weight	kg	402+426	402+427	426+427	427+427
Dimensions	External(HxWxD)	mm	1730x (1350+1600) x750	1730x (1350+1600) x750	1730x (1600+1600) x750	1730x (1600+1600) x750
	Packing(HxWxD)	mm	1930x (1420+1665) x790	1930x (1420+1665) x790	1930x (1665+1665) x790	1930x (1665+1665) x790
Cabinet Color			Ivory White	Ivory White	Ivory White	Ivory White
Heat Recovery Operation System	Low Pressure Gas Line	mm(in.)	Φ38.1(1-1/2)	Φ38.1(1-1/2)	Φ38.1(1-1/2)	Φ41.3(1-5/8)
	High/Low Pressure Gas Line	mm(in.)	Φ31.75(1-1/4)	Φ31.75(1-1/4)	Φ31.75(1-1/4)	Φ38.1(1-1/2)
	Liquid Line	mm(in.)	Φ19.05(3/4)	Φ19.05(3/4)	Φ19.05(3/4)	Φ22.2(7/8)
Heat Pump Operation System	Gas Line	mm(in.)	Φ38.1(1-1/2)	Φ38.1(1-1/2)	Φ38.1(1-1/2)	Φ41.3(1-5/8)
	Liquid Line	mm(in.)	Φ19.05(3/4)	Φ19.05(3/4)	Φ19.05(3/4)	Φ22.2(7/8)
Connectable Indoor Units	Quantity	pcs	64	64	64	64
	Total Capacity	–	200%*1	200%*1	200%*1	200%*1
Piping Design	Height Difference Between ODU and IDU	m(above)	50(90*2)	50(90*2)	50(90*2)	50(90*2)
		m(below)	40(90*2)	40(90*2)	40(90*2)	40(90*2)
	Height Difference Between IDUs	m	15(30*2)	15(30*2)	15(30*2)	15(30*2)
	Max. Piping Length	m	165	165	165	165
Operation Range	Cooling	DB	-10℃~52℃	-10℃~52℃	-10℃~52℃	-10℃~52℃
	Heating	WB	-25℃~16.5℃	-25℃~16.5℃	-25℃~16.5℃	-25℃~16.5℃

Notes:
1. Rated cooling capacity and rated heating capacity are tested in the following conditions:
   Cooling conditions: indoor air inlet temperature: 27℃ DB 19℃ WB, outdoor air inlet temperature: 35℃ DB, pipe length: 7.5m, pipe height difference: 0m.
   Heating conditions: indoor air inlet temperature: 20℃ DB, outdoor air inlet temperature: 7℃ DB 6℃ WB, pipe length: 7.5m, pipe height difference: 0m.
2. The above noise values are measured in the anechoic chamber without reflected echo, therefore the impact of the reflected echo must be included at the scene.
3. The final appearance of outdoor units is subject to the actual products.
*1: If you have any questions, please contact with the technical engineer.
*2: For detailed information, please contact with Hisense's technical staff.

Hi-FLEXi S Heat Recovery



HP			58HP	60HP	62HP	64HP
Model	Model		AVWT-552FKFSA	AVWT-570FKFSA	AVWT-592FKFSA	AVWT-612FKFSA
	Modules		AVWT-170FKFSA AVWT-170FKFSA AVWT-212FKFSA	AVWT-190FKFSA AVWT-190FKFSA AVWT-190FKFSA	AVWT-170FKFSA AVWT-190FKFSA AVWT-190FKFSA	AVWT-190FKFSA AVWT-190FKFSA AVWT-232FKFSA
	Power Supply		AC 3Φ, 380-415V/50/60Hz			
Cooling	Capacity	kW	161.5	168.0	174.0	180.0
		kBtu/h	551.0	573.2	593.7	614.2
	Power Input	kW	46.11	46.80	50.18	51.72
	EER	kW/kW	3.50	3.59	3.47	3.48
Heating	Capacity(Max/Nom)	kW	181.0 / 161.5	189.0 / 168.0	194.0 / 174.0	201.0 / 180.0
		kBtu/h	617.6 / 551.0	644.9 / 573.2	661.9 / 593.7	685.8 / 614.2
	Power Input(Max/Nom)	kW	48.27 / 39.89	49.61 / 40.68	52.64 / 43.83	54.43 / 45.37
	COP(Max)	kW/kW	3.75	3.81	3.69	3.69
	Air Flow Rate	m³/min	696	801	763	830
Ventilation	Fan Quantity		6	6	6	6
	Static Pressure	Pa	110	110	110	110
Sound	Sound Pressure Level	dB(A)	70	70	70	70
Compressor	Type	–	Enhanced Vapor Injection Scroll Compressor			
	Compressor Quantity	pcs	6	6	6	6
Refrigerant	Type	–	R410A			
	Pre-charged Quantity	kg	9.20+9.20+10.60	9.80+9.80+9.80	9.20+9.80+10.60	9.80+9.80+10.60
Weight	Net Weight	kg	349+349+377	369+369+369	349+369+378	369+369+378
	Gross Weight	kg	371+371+401	393+393+393	371+393+402	393+393+402
Dimensions	External(HxWxD)	mm	1730x (1210+1210+1350) x750	1730x (1350+1350+1350) x750	1730x (1210+1350+1350) x750	1730x (1350+1350+1350) x750
	Packing(HxWxD)	mm	1930x (1275+1275+1420) x790	1930x (1420+1420+1420) x790	1930x (1275+1420+1420) x790	1930x (1420+1420+1420) x790
Cabinet Color			Ivory White	Ivory White	Ivory White	Ivory White
Heat Recovery Operation System	Low Pressure Gas Line	mm(in.)	Φ44.5(1-3/4)	Φ44.5(1-3/4)	Φ44.5(1-3/4)	Φ44.5(1-3/4)
	High/Low Pressure Gas Line	mm(in.)	Φ41.3(1-5/8)	Φ41.3(1-5/8)	Φ41.3(1-5/8)	Φ41.3(1-5/8)
	Liquid Line	mm(in.)	Φ22.2(7/8)	Φ22.2(7/8)	Φ22.2(7/8)	Φ22.2(7/8)
Heat Pump Operation System	Gas Line	mm(in.)	Φ44.5(1-3/4)	Φ44.5(1-3/4)	Φ44.5(1-3/4)	Φ44.5(1-3/4)
	Liquid Line	mm(in.)	Φ22.2(7/8)	Φ22.2(7/8)	Φ22.2(7/8)	Φ22.2(7/8)
Connectable Indoor Units	Quantity	pcs	64	64	64	64
	Total Capacity	–	200%*1	200%*1	200%*1	200%*1
Piping Design	Height Difference Between ODU and IDU	m(above)	50(90*2)	50(90*2)	50(90*2)	50(90*2)
		m(below)	40(90*2)	40(90*2)	40(90*2)	40(90*2)
	Height Difference Between IDUs	m	15(30*2)	15(30*2)	15(30*2)	15(30*2)
	Max. Piping Length	m	165	165	165	165
Operation Range	Cooling	DB	-10℃~52℃	-10℃~52℃	-10℃~52℃	-10℃~52℃
	Heating	WB	-25℃~16.5℃	-25℃~16.5℃	-25℃~16.5℃	-25℃~16.5℃

Notes:
1. Rated cooling capacity and rated heating capacity are tested in the following conditions:
   Cooling conditions: indoor air inlet temperature: 27℃ DB 19℃ WB, outdoor air inlet temperature: 35℃ DB, pipe length: 7.5m, pipe height difference: 0m.
   Heating conditions: indoor air inlet temperature: 20℃ DB, outdoor air inlet temperature: 7℃ DB 6℃ WB, pipe length: 7.5m, pipe height difference: 0m.
2. The above noise values are measured in the anechoic chamber without reflected echo, therefore the impact of the reflected echo must be included at the scene.
3. The final appearance of outdoor units is subject to the actual products.
*1: If you have any questions, please contact with the technical engineer.
*2: For detailed information, please contact with Hisense's technical staff.

Hi-FLEXi S Heat Recovery



HP			66HP	68HP	70HP	72HP
Model	Model		AVWT-634FKFSA	AVWT-654FKFSA	AVWT-676FKFSA	AVWT-696FKFSA
	Modules		AVWT-190FKFSA AVWT-212FKFSA AVWT-232FKFSA	AVWT-190FKFSA AVWT-232FKFSA AVWT-232FKFSA	AVWT-212FKFSA AVWT-232FKFSA AVWT-232FKFSA	AVWT-232FKFSA AVWT-232FKFSA AVWT-232FKFSA
	Power Supply		AC 3Φ, 380-415V/50/60Hz			
Cooling	Capacity	kW	185.5	192.0	197.5	204.0
		kBtu/h	632.9	655.1	673.9	696.0
	Power Input	kW	54.18	56.73	59.23	61.82
	EER	kW/kW	3.42	3.38	3.33	3.30
Heating	Capacity(Max/Nom)	kW	207.0 / 185.5	213.0 / 192.0	219.0 / 197.5	225.0 / 204.0
		kBtu/h	706.3 / 632.9	726.8 / 655.1	747.2 / 673.9	767.7 / 696.0
	Power Input(Max/Nom)	kW	56.72 / 47.74	59.33 / 50.20	61.63 / 52.62	64.29 / 55.14
	COP(Max)	kW/kW	3.65	3.59	3.55	3.50
	Air Flow Rate	m³/min	859	859	888	888
Ventilation	Fan Quantity		6	6	6	6
	Static Pressure	Pa	110	110	110	110
Sound	Sound Pressure Level	dB(A)	70	70	70	71
Compressor	Type	–	Enhanced Vapor Injection Scroll Compressor			
	Compressor Quantity	pcs	6	6	6	6
Refrigerant	Type	–	R410A			
	Pre-charged Quantity	kg	9.80+10.60+10.60	9.80+10.60+10.60	10.60+10.60+10.60	10.60+10.60+10.60
Weight	Net Weight	kg	369+377+378	369+378+378	377+378+378	378+378+378
	Gross Weight	kg	393+401+402	393+402+402	401+402+402	402+402+402
Dimensions	External(HxWxD)	mm	1730x (1350+1350+1350) x750	1730x (1350+1350+1350) x750	1730x (1350+1350+1350) x750	1730x (1350+1350+1350) x750
	Packing(HxWxD)	mm	1930x (1420+1420+1420) x790	1930x (1420+1420+1420) x790	1930x (1420+1420+1420) x790	1930x (1420+1420+1420) x790
Cabinet Color			Ivory White	Ivory White	Ivory White	Ivory White
Heat Recovery Operation System	Low Pressure Gas Line	mm(in.)	Φ44.5(1-3/4)	Φ50.8(2)	Φ50.8(2)	Φ50.8(2)
	High/Low Pressure Gas Line	mm(in.)	Φ41.3(1-5/8)	Φ44.5(1-3/4)	Φ44.5(1-3/4)	Φ44.5(1-3/4)
	Liquid Line	mm(in.)	Φ22.2(7/8)	Φ25.4(1)	Φ25.4(1)	Φ25.4(1)
Heat Pump Operation System	Gas Line	mm(in.)	Φ44.5(1-3/4)	Φ50.8(2)	Φ50.8(2)	Φ50.8(2)
	Liquid Line	mm(in.)	Φ22.2(7/8)	Φ25.4(1)	Φ25.4(1)	Φ25.4(1)
Connectable Indoor Units	Quantity	pcs	64	64	64	64
	Total Capacity	–	200%*1	200%*1	200%*1	200%*1
Piping Design	Height Difference Between ODU and IDU	m(above)	50(90*2)	50(90*2)	50(90*2)	50(90*2)
		m(below)	40(90*2)	40(90*2)	40(90*2)	40(90*2)
	Height Difference Between IDUs	m	15(30*2)	15(30*2)	15(30*2)	15(30*2)
	Max. Piping Length	m	165	165	165	165
Operation Range	Cooling	DB	-10℃~52℃	-10℃~52℃	-10℃~52℃	-10℃~52℃
	Heating	WB	-25℃~16.5℃	-25℃~16.5℃	-25℃~16.5℃	-25℃~16.5℃

Notes:
1. Rated cooling capacity and rated heating capacity are tested in the following conditions:
   Cooling conditions: indoor air inlet temperature: 27℃ DB 19℃ WB, outdoor air inlet temperature: 35℃ DB, pipe length: 7.5m, pipe height difference: 0m.
   Heating conditions: indoor air inlet temperature: 20℃ DB, outdoor air inlet temperature: 7℃ DB 6℃ WB, pipe length: 7.5m, pipe height difference: 0m.
2. The above noise values are measured in the anechoic chamber without reflected echo, therefore the impact of the reflected echo must be included at the scene.
3. The final appearance of outdoor units is subject to the actual products.
*1: If you have any questions, please contact with the technical engineer.
*2: For detailed information, please contact with Hisense's technical staff.

Hi-FLEXi S Heat Recovery



HP			74HP	76HP	78HP	80HP
Model	Model		AVWT-714FKFSA	AVWT-732FKFSA	AVWT-754FKFSA	AVWT-776FKFSA
	Modules		AVWT-232FKFSA AVWT-232FKFSA AVWT-250FKFSA	AVWT-232FKFSA AVWT-250FKFSA AVWT-250FKFSA	AVWT-232FKFSA AVWT-250FKFSA AVWT-272FKFSA	AVWT-232FKFSA AVWT-272FKFSA AVWT-272FKFSA
	Power Supply		AC 3Φ, 380-415V/50/60Hz			
Cooling	Capacity	kW	208.5	213.0	220.5	228.0
		kBtu/h	711.4	726.8	752.3	777.9
	Power Input	kW	63.11	64.41	66.75	69.09
	EER	kW/kW	3.30	3.31	3.30	3.30
Heating	Capacity(Max/Nom)	kW	230.0 / 208.5	235.0 / 213.0	245.0 / 220.5	255.0 / 228.0
		kBtu/h	784.8 / 711.4	801.8 / 726.8	835.9 / 752.3	870.1 / 777.9
	Power Input(Max/Nom)	kW	65.19 / 55.98	66.11 / 56.83	69.76 / 59.51	73.45 / 62.21
	COP(Max)	kW/kW	3.53	3.55	3.51	3.47
Ventilation	Air Flow Rate	m^3/min	942	996	996	996
	Fan Quantity		6	6	6	6
	Static Pressure	Pa	110	110	110	110
Sound	Sound Pressure Level	dB(A)	71	71	71	71
Compressor	Type	–	Enhanced Vapor Injection Scroll Compressor			
	Compressor Quantity	pcs	6	6	6	6
Refrigerant	Type	–	R410A			
	Pre-charged Quantity	kg	10.60+10.60+11.50	10.60+11.50+11.50	10.60+11.50+11.50	10.60+11.50+11.50
Weight	Net Weight	kg	378+378+400	378+400+400	378+400+401	378+401+401
	Gross Weight	kg	402+402+426	402+426+426	402+426+427	402+427+427
Dimensions	External(HxWxD)	mm	1730x (1350+1350+1600) x750	1730x (1350+1600+1600) x750	1730x (1350+1600+1600) x750	1730x (1350+1600+1600) x750
	Packing(HxWxD)	mm	1930x (1420+1420+1665) x790	1930x (1420+1665+1665) x790	1930x (1420+1665+1665) x790	1930x (1420+1665+1665) x790
Cabinet Color			Ivory White	Ivory White	Ivory White	Ivory White
Heat Recovery Operation System	Low Pressure Gas Line	mm(in.)	Φ50.8(2)	Φ50.8(2)	Φ50.8(2)	Φ50.8(2)
	High/Low Pressure Gas Line	mm(in.)	Φ44.5(1-3/4)	Φ44.5(1-3/4)	Φ44.5(1-3/4)	Φ44.5(1-3/4)
	Liquid Line	mm(in.)	Φ25.4(1)	Φ25.4(1)	Φ25.4(1)	Φ25.4(1)
Heat Pump Operation System	Gas Line	mm(in.)	Φ50.8(2)	Φ50.8(2)	Φ50.8(2)	Φ50.8(2)
	Liquid Line	mm(in.)	Φ25.4(1)	Φ25.4(1)	Φ25.4(1)	Φ25.4(1)
Connectable Indoor Units	Quantity	pcs	64	64	64	64
	Total Capacity	–	200%*1	200%*1	200%*1	200%*1
Piping Design	Height Difference Between ODU and IDU	m(above)	50(90*2)	50(90*2)	50(90*2)	50(90*2)
		m(below)	40(90*2)	40(90*2)	40(90*2)	40(90*2)
	Height Difference Between IDUs	m	15(30*2)	15(30*2)	15(30*2)	15(30*2)
	Max. Piping Length	m	165	165	165	165
Operation Range	Cooling	DB	-10℃~52℃	-10℃~52℃	-10℃~52℃	-10℃~52℃
	Heating	WB	-25℃~16.5℃	-25℃~16.5℃	-25℃~16.5℃	-25℃~16.5℃

Notes:
1. Rated cooling capacity and rated heating capacity are tested in the following conditions:
   Cooling conditions: indoor air inlet temperature: 27℃ DB 19℃ WB, outdoor air inlet temperature: 35℃ DB, pipe length: 7.5m, pipe height difference: 0m.
   Heating conditions: indoor air inlet temperature: 20℃ DB, outdoor air inlet temperature: 7℃ DB 6℃ WB, pipe length: 7.5m, pipe height difference: 0m.
2. The above noise values are measured in the anechoic chamber without reflected echo, therefore the impact of the reflected echo must be included at the scene.
3. The final appearance of outdoor units is subject to the actual products.
*1: If you have any questions, please contact with the technical engineer.
*2: For detailed information, please contact with Hisense's technical staff.

Hi-FLEXi S Heat Recovery



HP			82HP	84HP	86HP	88HP
Model	Model		AVWT-794FKFSA	AVWT-816FKFSA	AVWT-824FKFSA	AVWT-844FKFSA
	Modules		AVWT-250FKFSA AVWT-272FKFSA AVWT-272FKFSA	AVWT-272FKFSA AVWT-272FKFSA AVWT-272FKFSA	AVWT-190FKFSA AVWT-190FKFSA AVWT-212FKFSA AVWT-232FKFSA	AVWT-190FKFSA AVWT-190FKFSA AVWT-232FKFSA AVWT-232FKFSA
	Power Supply		AC 3Φ, 380-415V/50/60Hz			
Cooling	Capacity	kW	232.5	240.0	241.5	248.0
		kBtu/h	793.3	818.9	824.0	846.2
	Power Input	kW	70.39	72.73	69.76	72.29
	EER	kW/kW	3.30	3.30	3.46	3.43
Heating	Capacity(Max/Nom)	kW	260.0 / 232.5	270.0 / 240.0	270.0 / 241.5	276.0 / 248.0
		kBtu/h	887.1 / 793.3	921.2 / 818.9	921.2 / 824.0	941.7 / 846.2
	Power Input(Max/Nom)	kW	74.33 / 63.05	78.03 / 65.75	73.24 / 61.26	75.83 / 63.69
	COP(Max)	kW/kW	3.50	3.46	3.69	3.64
Ventilation	Air Flow Rate	m^3/min	1050	1050	1126	1126
	Fan Quantity		6	6	8	8
	Static Pressure	Pa	110	110	110	110
Sound	Sound Pressure Level	dB(A)	72	72	72	72
Compressor	Type	–	Enhanced Vapor Injection Scroll Compressor			
	Compressor Quantity	pcs	6	6	8	8
Refrigerant	Type	–	R410A			
	Pre-charged Quantity	kg	11.50+11.50+11.50	11.50+11.50+11.50	9.80+9.80+10.60+10.60	9.80+9.80+10.60+10.60
Weight	Net Weight	kg	400+401+401	401+401+401	369+369+377+378	369+369+378+378
	Gross Weight	kg	426+427+427	427+427+427	393+393+401+402	393+393+402+402
Dimensions	External (HxWxD)	mm	1730x (1600+1600+1600) x750	1730x (1600+1600+1600) x750	1730x (1350+1350+1350+1350) x750	1730x (1350+1350+1350+1350) x750
	Packing(HxWxD)	mm	1930x (1665+1665+1665) x790	1930x (1665+1665+1665) x790	1930x (1420+1420+1420+1420) x790	1930x (1420+1420+1420+1420) x790
Cabinet Color			Ivory White	Ivory White	Ivory White	Ivory White
Heat Recovery Operation System	Low Pressure Gas Line	mm(in.)	Φ50.8(2)	Φ50.8(2)	Φ50.8(2)	Φ50.8(2)
	High/Low Pressure Gas Line	mm(in.)	Φ44.5(1-3/4)	Φ44.5(1-3/4)	Φ44.5(1-3/4)	Φ44.5(1-3/4)
	Liquid Line	mm(in.)	Φ25.4(1)	Φ25.4(1)	Φ25.4(1)	Φ25.4(1)
Heat Pump Operation System	Gas Line	mm(in.)	Φ50.8(2)	Φ50.8(2)	Φ50.8(2)	Φ50.8(2)
	Liquid Line	mm(in.)	Φ25.4(1)	Φ25.4(1)	Φ25.4(1)	Φ25.4(1)
Connectable Indoor Units	Quantity	pcs	64	64	64	64
	Total Capacity	–	200%*1	200%*1	200%*1	200%*1
Piping Design	Height Difference Between ODU and IDU	m(above)	50(90*2)	50(90*2)	50(90*2)	50(90*2)
		m(below)	40(90*2)	40(90*2)	40(90*2)	40(90*2)
	Height Difference Between IDUs	m	15(30*2)	15(30*2)	15(30*2)	15(30*2)
	Max. Piping Length	m	165	165	165	165
Operation Range	Cooling	DB	-10℃~52℃	-10℃~52℃	-10℃~52℃	-10℃~52℃
	Heating	WB	-25℃~16.5℃	-25℃~16.5℃	-25℃~16.5℃	-25℃~16.5℃

Notes:
1. Rated cooling capacity and rated heating capacity are tested in the following conditions:
   Cooling conditions: indoor air inlet temperature: 27℃ DB 19℃ WB, outdoor air inlet temperature: 35℃ DB, pipe length: 7.5m, pipe height difference: 0m.
   Heating conditions: indoor air inlet temperature: 20℃ DB, outdoor air inlet temperature: 7℃ DB 6℃ WB, pipe length: 7.5m, pipe height difference: 0m.
2. The above noise values are measured in the anechoic chamber without reflected echo, therefore the impact of the reflected echo must be included at the scene.
3. The final appearance of outdoor units is subject to the actual products.
*1: If you have any questions, please contact with the technical engineer.
*2: For detailed information, please contact with Hisense's technical staff.

Hi-FLEXi S Heat Recovery



HP			90HP	92HP	94HP	96HP
Model	Model		AVWT-866FKFSA	AVWT-886FKFSA	AVWT-908FKFSA	AVWT-928FKFSA
	Modules		AVWT-190FKFSA AVWT-212FKFSA AVWT-232FKFSA AVWT-232FKFSA	AVWT-190FKFSA AVWT-232FKFSA AVWT-232FKFSA AVWT-232FKFSA	AVWT-212FKFSA AVWT-232FKFSA AVWT-232FKFSA AVWT-232FKFSA	AVWT-232FKFSA AVWT-232FKFSA AVWT-232FKFSA AVWT-232FKFSA
	Power Supply		AC 3Φ, 380-415V/50/60Hz			
Cooling	Capacity	kW	253.5	260.0	265.5	272.0
		kBtu/h	864.9	887.1	905.9	928.1
	Power Input	kW	74.77	77.33	79.83	82.42
	EER	kW/kW	3.39	3.36	3.33	3.30
Heating	Capacity(Max/Nom)	kW	282.0 / 253.5	288.0 / 260.0	294.0 / 265.5	300.0 / 272.0
		kBtu/h	962.2 / 864.9	982.7 / 887.1	1003.1 / 905.9	1023.6 / 928.1
	Power Input(Max/Nom)	kW	78.12 / 66.09	80.75 / 68.56	83.06 / 71.00	85.71 / 73.51
	COP(Max)	kW/kW	3.61	3.57	3.54	3.50
Ventilation	Air Flow Rate	m³/min	1155	1155	1184	1184
	Fan Quantity		8	8	8	8
	Static Pressure	Pa	110	110	110	110
Sound	Sound Pressure Level	dB(A)	72	72	72	72
Compressor	Type	–	Enhanced Vapor Injection Scroll Compressor			
	Compressor Quantity	pcs	8	8	8	8
Refrigerant	Type	–	R410A			
	Pre-charged Quantity	kg	9.80+10.60+10.60+10.60	9.80+10.60+10.60+10.60	10.60+10.60+10.60+10.60	10.60+10.60+10.60+10.60
Weight	Net Weight	kg	369+377+378+378	369+378+378+378	377+378+378+378	378+378+378+378
	Gross Weight	kg	393+401+402+402	393+402+402+402	401+402+402+402	402+402+402+402
Dimensions	External(HxWxD)	mm	1730x (1350+1350+1350+1350) x750	1730x (1350+1350+1350+1350) x750	1730x (1350+1350+1350+1350) x750	1730x (1350+1350+1350+1350) x750
	Packing(HxWxD)	mm	1930x (1420+1420+1420+1420) x790	1930x (1420+1420+1420+1420) x790	1930x (1420+1420+1420+1420) x790	1930x (1420+1420+1420+1420) x790
Cabinet Color			Ivory White	Ivory White	Ivory White	Ivory White
Heat Recovery Operation System	Low Pressure Gas Line	mm(in.)	Φ50.8(2)	Φ50.8(2)	Φ50.8(2)	Φ50.8(2)
	High/Low Pressure Gas Line	mm(in.)	Φ44.5(1-3/4)	Φ44.5(1-3/4)	Φ44.5(1-3/4)	Φ44.5(1-3/4)
	Liquid Line	mm(in.)	Φ25.4(1)	Φ25.4(1)	Φ25.4(1)	Φ25.4(1)
Heat Pump Operation System	Gas Line	mm(in.)	Φ50.8(2)	Φ50.8(2)	Φ50.8(2)	Φ50.8(2)
	Liquid Line	mm(in.)	Φ25.4(1)	Φ25.4(1)	Φ25.4(1)	Φ25.4(1)
Connectable Indoor Units	Quantity	pcs	64	64	64	64
	Total Capacity	–	200%*1	200%*1	200%*1	200%*1
Piping Design	Height Difference Between ODU and IDU	m(above)	50(90*2)	50(90*2)	50(90*2)	50(90*2)
		m(below)	40(90*2)	40(90*2)	40(90*2)	40(90*2)
	Height Difference Between IDUs	m	15(30*2)	15(30*2)	15(30*2)	15(30*2)
	Max. Piping Length	m	165	165	165	165
Operation Range	Cooling	DB	-10℃~52℃	-10℃~52℃	-10℃~52℃	-10℃~52℃
	Heating	WB	-25℃~16.5℃	-25℃~16.5℃	-25℃~16.5℃	-25℃~16.5℃

Notes:
1. Rated cooling capacity and rated heating capacity are tested in the following conditions:
   Cooling conditions: indoor air inlet temperature: 27℃ DB 19℃ WB, outdoor air inlet temperature: 35℃ DB, pipe length: 7.5m, pipe height difference: 0m.
   Heating conditions: indoor air inlet temperature: 20℃ DB, outdoor air inlet temperature: 7℃ DB 6℃ WB, pipe length: 7.5m, pipe height difference: 0m.
2. The above noise values are measured in the anechoic chamber without reflected echo, therefore the impact of the reflected echo must be included at the scene.
3. The final appearance of outdoor units is subject to the actual products.
*1: If you have any questions, please contact with the technical engineer.
*2: For detailed information, please contact with Hisense's technical staff.

Hi-FLEXi S Heat Recovery



HP			98HP	100HP	102HP	104HP
Model	Model		AVWT-946FKFSA	AVWT-968FKFSA	AVWT-988FKFSA	AVWT-1008FKFSA
	Modules		AVWT-232FKFSA AVWT-232FKFSA AVWT-232FKFSA AVWT-250FKFSA	AVWT-232FKFSA AVWT-232FKFSA AVWT-232FKFSA AVWT-272FKFSA	AVWT-212FKFSA AVWT-232FKFSA AVWT-232FKFSA AVWT-272FKFSA	AVWT-232FKFSA AVWT-232FKFSA AVWT-232FKFSA AVWT-272FKFSA
	Power Supply		AC 3Φ, 380-415V/50/60Hz			
Cooling	Capacity	kW	276.5	284.0	289.5	296.0
		kBtu/h	943.4	969.0	987.8	1010.0
	Power Input	kW	83.72	86.06	87.10	89.70
	EER	kW/kW	3.30	3.30	3.32	3.30
Heating	Capacity(Max/Nom)	kW	305.0 / 276.5	315.0 / 284.0	324.0 / 289.5	330.0 / 296.0
		kBtu/h	1040.7 / 943.4	1074.8 / 969.0	1105.5 / 987.8	1126.0 / 1010.0
	Power Input(Max/Nom)	kW	86.62 / 74.36	90.29 / 77.05	92.19 / 78.05	94.87 / 80.59
	COP(Max)	kW/kW	3.52	3.49	3.51	3.48
Ventilation	Air Flow Rate	m³/min	1238	1238	1292	1292
	Fan Quantity		8	8	8	8
	Static Pressure	Pa	110	110	110	110
Sound	Sound Pressure Level	dB(A)	72	72	72	73
Compressor	Type	–	Enhanced Vapor Injection Scroll Compressor			
	Compressor Quantity	pcs	8	8	8	8
Refrigerant	Type	–	R410A			
	Pre-charged Quantity	kg	10.60+10.60+10.60+11.50	10.60+10.60+10.60+11.50	10.60+10.60+11.50+11.50	10.60+10.60+11.50+11.50
Weight	Net Weight	kg	378+378+378+400	378+378+378+401	377+378+401+401	378+378+401+401
	Gross Weight	kg	402+402+402+426	402+402+402+427	401+402+427+427	402+402+427+427
Dimensions	External(HxWxD)	mm	1730x (1350+1350+1350+1600) x750	1730x (1350+1350+1350+1600) x750	1730x (1350+1350+1600+1600) x750	1730x (1350+1350+1600+1600) x750
	Packing(HxWxD)	mm	1930x (1420+1420+1420+1665) x790	1930x (1420+1420+1420+1665) x790	1930x (1420+1420+1665+1665) x790	1930x (1420+1420+1665+1665) x790
Cabinet Color			Ivory White	Ivory White	Ivory White	Ivory White
Heat Recovery Operation System	Low Pressure Gas Line	mm(in.)	Φ50.8(2)	Φ50.8(2)	Φ50.8(2)	Φ50.8(2)
	High/Low Pressure Gas Line	mm(in.)	Φ44.5(1-3/4)	Φ44.5(1-3/4)	Φ44.5(1-3/4)	Φ44.5(1-3/4)
	Liquid Line	mm(in.)	Φ25.4(1)	Φ25.4(1)	Φ25.4(1)	Φ25.4(1)
Heat Pump Operation System	Gas Line	mm(in.)	Φ50.8(2)	Φ50.8(2)	Φ50.8(2)	Φ50.8(2)
	Liquid Line	mm(in.)	Φ25.4(1)	Φ25.4(1)	Φ25.4(1)	Φ25.4(1)
Connectable Indoor Units	Quantity	pcs	64	64	64	64
	Total Capacity	–	200%*1	200%*1	200%*1	200%*1
Piping Design	Height Difference Between ODU and IDU	m(above)	50(90*2)	50(90*2)	50(90*2)	50(90*2)
		m(below)	40(90*2)	40(90*2)	40(90*2)	40(90*2)
	Height Difference Between IDUs	m	15(30*2)	15(30*2)	15(30*2)	15(30*2)
	Max. Piping Length	m	165	165	165	165
Operation Range	Cooling	DB	-10℃~52℃	-10℃~52℃	-10℃~52℃	-10℃~52℃
	Heating	WB	-25℃~16.5℃	-25℃~16.5℃	-25℃~16.5℃	-25℃~16.5℃

Notes:
1. Rated cooling capacity and rated heating capacity are tested in the following conditions:
   Cooling conditions: indoor air inlet temperature: 27℃ DB 19℃ WB, outdoor air inlet temperature: 35℃ DB, pipe length: 7.5m, pipe height difference: 0m.
   Heating conditions: indoor air inlet temperature: 20℃ DB, outdoor air inlet temperature: 7℃ DB 6℃ WB, pipe length: 7.5m, pipe height difference: 0m.
2. The above noise values are measured in the anechoic chamber without reflected echo, therefore the impact of the reflected echo must be included at the scene.
3. The final appearance of outdoor units is subject to the actual products.
*1: If you have any questions, please contact with the technical engineer.
*2: For detailed information, please contact with Hisense's technical staff.

Hi-FLEXi S Heat Recovery



HP			106HP	108HP	110HP	112HP
Model	Model		AVWT-1026FKFSA	AVWT-1048FKFSA	AVWT-1066FKFSA	AVWT-1088FKFSA
	Modules		AVWT-232FKFSA AVWT-250FKFSA AVWT-272FKFSA AVWT-272FKFSA	AVWT-232FKFSA AVWT-272FKFSA AVWT-272FKFSA AVWT-272FKFSA	AVWT-250FKFSA AVWT-272FKFSA AVWT-272FKFSA AVWT-272FKFSA	AVWT-272FKFSA AVWT-272FKFSA AVWT-272FKFSA AVWT-272FKFSA
	Power Supply		AC 3Φ, 380-415V/50/60Hz			
Cooling	Capacity	kW	300.5	308.0	312.5	320.0
		kBtu/h	1025.3	1050.9	1066.3	1091.8
	Power Input	kW	90.99	93.33	94.63	96.97
	EER	kW/kW	3.30	3.30	3.30	3.30
Heating	Capacity(Max/Nom)	kW	335.0 / 300.5	345.0 / 308.0	350.0 / 312.5	360.0 / 320.0
		kBtu/h	1143.0 / 1025.3	1177.1 / 1050.9	1194.2 / 1066.3	1228.3 / 1091.8
	Power Input(Max/Nom)	kW	95.76 / 81.42	99.46 / 84.13	100.34 / 84.96	104.05 / 87.67
	COP(Max)	kW/kW	3.50	3.47	3.49	3.46
Ventilation	Air Flow Rate	m^3/min	1346	1346	1400	1400
	Fan Quantity		8	8	8	8
	Static Pressure	Pa	110	110	110	110
Sound	Sound Pressure Level	dB(A)	73	73	73	73
Compressor	Type	–	Enhanced Vapor Injection Scroll Compressor			
	Compressor Quantity	pcs	8	8	8	8
Refrigerant	Type	–	R410A			
	Pre-charged Quantity	kg	10.60+11.50+11.50+11.50	10.60+11.50+11.50+11.50	11.50+11.50+11.50+11.50	11.50+11.50+11.50+11.50
Weight	Net Weight	kg	378+400+401+401	378+401+401+401	400+401+401+401	401+401+401+401
	Gross Weight	kg	402+426+427+427	402+427+427+427	426+427+427+427	427+427+427+427
Dimensions	External(HxWxD)	mm	1730x (1350+1600+1600+1600) x750	1730x (1350+1600+1600+1600) x750	1730x (1600+1600+1600+1600) x750	1730x (1600+1600+1600+1600) x750
	Packing(HxWxD)	mm	1930x (1420+1665+1665+1665) x790	1930x (1420+1665+1665+1665) x790	1930x (1665+1665+1665+1665) x790	1930x (1665+1665+1665+1665) x790
Cabinet Color			Ivory White	Ivory White	Ivory White	Ivory White
Heat Recovery Operation System	Low Pressure Gas Line	mm(in.)	Φ50.8(2)	Φ50.8(2)	Φ50.8(2)	Φ50.8(2)
	High/Low Pressure Gas Line	mm(in.)	Φ44.5(1-3/4)	Φ44.5(1-3/4)	Φ44.5(1-3/4)	Φ44.5(1-3/4)
	Liquid Line	mm(in.)	Φ25.4(1)	Φ25.4(1)	Φ25.4(1)	Φ25.4(1)
Heat Pump Operation System	Gas Line	mm(in.)	Φ50.8(2)	Φ50.8(2)	Φ50.8(2)	Φ50.8(2)
	Liquid Line	mm(in.)	Φ25.4(1)	Φ25.4(1)	Φ25.4(1)	Φ25.4(1)
Connectable Indoor Units	Quantity	pcs	64	64	64	64
	Total Capacity	–	200%*1	200%*1	200%*1	200%*1
Piping Design	Height Difference Between ODU and IDU	m(above)	50(90*2)	50(90*2)	50(90*2)	50(90*2)
		m(below)	40(90*2)	40(90*2)	40(90*2)	40(90*2)
	Height Difference Between IDUs	m	15(30*2)	15(30*2)	15(30*2)	15(30*2)
	Max. Piping Length	m	165	165	165	165
Operation Range	Cooling	DB	-10℃~52℃	-10℃~52℃	-10℃~52℃	-10℃~52℃
	Heating	WB	-25℃~16.5℃	-25℃~16.5℃	-25℃~16.5℃	-25℃~16.5℃

Notes:
1. Rated cooling capacity and rated heating capacity are tested in the following conditions:
   Cooling conditions: indoor air inlet temperature: 27℃ DB 19℃ WB, outdoor air inlet temperature: 35℃ DB, pipe length: 7.5m, pipe height difference: 0m.
   Heating conditions: indoor air inlet temperature: 20℃ DB, outdoor air inlet temperature: 7℃ DB 6℃ WB, pipe length: 7.5m, pipe height difference: 0m.
2. The above noise values are measured in the anechoic chamber without reflected echo, therefore the impact of the reflected echo must be included at the scene.
3. The final appearance of outdoor units is subject to the actual products.
*1: If you have any questions, please contact with the technical engineer.
*2: For detailed information, please contact with Hisense's technical staff.

Switch Box

Introduction

Used for heat recovery systems to achieve simultaneous cooling and heating in a system, it is very important to realize installation flexibility and reduce costs.

Advantage

- Enrich the products (1,4,8,12,16).
- Maximize capacity to 16kW or more.
- Require no drain pipes or drainage connections.
- Combine between single branch and multi-branch flexibility.
- Enable fewer connections, hooks and service parts for easy installation.

Original Products



New Switch Box



Model			Single Branch		Multi Branch			
			HCHS-N06XA	HCHS-N10XA	HCHM-N04XA	HCHM-N08XA	HCHM-N12XA	HCHM-N16XA
Appearance								
Electrical	Power Supply	–	AC 1Φ, 220-240V/50/60Hz					
	Power Input	W	5	5	11.2	22.4	33.6	44.8
Maximum Total Capacity Index		kW	16	28	44.8	85	85	85
Number of Branches		–	1	1	4	8	12	16
Maximum Capacity Index per Branch		kW	–	–	16	16	16	16
Maximum Connectable Indoor Units per Branch		pics	8	8	8	8	6	6
Dimmensions (H x W x D)		mm	191×301×214	191×301×214	260×303×352	260×543×352	260×783×352	260×1023×352
Refrigerant		–	R410A					
Refrigerant Piping	Outdoor Unit Side	Gas Line (High and Low Pressure Side)	mm (in.)	Φ15.88(5/8)	Φ15.88(5/8)	Φ22.20(7/8)	Φ22.20(7/8)	Φ25.40(1)	Φ28.58(1-1/8)
		Gas Line (Suction Gas)	mm (in.)	Φ19.05(3/4)	Φ19.05(3/4)	Φ25.40(1)	Φ28.58(1-1/8)	Φ28.58(1-1/8)	Φ31.75(1-1/4)
		Liquid Line	mm (in.)	Not Included	Not Included	Φ12.70(1/2)	Φ12.70(1/2)	Φ15.88(5/8)	Φ19.05(3/4)
	Indoor Unit Side	Gas Line	mm (in.)	Φ15.88(5/8)	Φ19.05(3/4)	Φ15.88(5/8)	Φ15.88(5/8)	Φ15.88(5/8)	Φ15.88(5/8)
		Liquid Line	mm (in.)	Not Included	Not Included	Φ9.52(3/8)	Φ9.52(3/8)	Φ9.52(3/8)	Φ9.52(3/8)
Net Weight		kg	6.3	6.4	14.1	25.2	35.5	46.7
Noise Level	Sound Pressure Level	dB (A)	33	33	31	31	34	34
	Max Sound	dB (A)	46	46	43	46	48	49

Hydro Box

Specification for Hydro Box

Model			AHM-080FJFAA	AHM-160FJFAA
Power Supply			AC 1Φ, 220~ 240V/50Hz AC 1Φ, 220V/60Hz	
Cooling Capacity (A 35/24℃/W 12~7℃)			7.5	12.5
Heating Capacity (A 7/6℃/W 30~35℃)		kW	8	16
Power Input		kW	0.08(3.08)	0.14(3.14)
Dimensions	H×W×D	mm	890×520×320	890×520×320
Packing Dimensions	H×W×D	mm	1120×595×462	1120×595×462
Weight	Net	kg	55	58
	Gross	kg	72	75
Heat Exchanger			Plate Heat Exchanger	
Heat Exchanger Insulation Material			Elastomeric Foam	
Water Production	Heating	℃	20 to 55	20 to 55
	DHW(with electric heater)	℃	35 to 75	35 to 75
	Cooling	℃	5 to 20	5 to 20
Sound Pressure		dB(A)	33	33
Sound Power		dB(A)	46	46
Piping Connections	Gas	mm	Φ15.88	Φ15.88
	Liquid	mm	Φ9.53	Φ9.53
Water Pump	Type		DC Motor	
	Speed		Inverter Control	
	Pumping Head	m	12.5	12.5
	Pumping Head for Water Circuit		5	5
	Power Input	w	100	160
Booster Heating		kW	3	3
Water Filter	Diameter Perforations	mm	0.85	0.85
	Meterial		Hpb59-1	Hpb59-1
Water Circuit	Piping Connections Diameter	mm	G1-1/4"	G1-1/4"
	Shut off Valve		Yes	Yes
	Drain Valve		Yes	Yes
	Safety Valve	Bar	3	3
	Air Purge Valve		Yes	Yes
Nominal Water		m^3/h	1.38	2.75
Expansion Vessel	Volume	L	8	8
	Max. Water Pressure	Bar	3	3

Operation Range

Indoor Unit Cooling

	Maximum	Minimum
Indoor	32℃ DB / 23℃ WB	21℃ DB / 15℃ WB
Outdoor	52℃ DB*	-10℃ DB

Indoor Unit Heating

	Maximum	Minimum
Indoor	27℃ DB	15℃ DB
Outdoor	16.5℃ WB	-25℃ WB**

Hydro Box Cooling

	Maximum	Minimum
Inlet Water	25℃	10℃
Outdoor	48℃ DB	10℃ DB

Hydro Box Heating (Floor Heating)

	Maximum	Minimum
Inlet Water	54℃	10℃
Outdoor	16.5℃ WB	-25℃ WB**

Hydro Box Heating (DHW)

	Maximum	Minimum
Inlet Water	54℃	10℃
Outdoor	43℃ WB	-25℃ WB**

DB: Dry Bulb
WB: Wet Bulb

(*) 48℃ DB ~ 52℃ DB, Operation Control Range
(**) -20℃ WB ~ -25℃ WB, Operation Control Range





Piping Length

With extra long pipe, the height difference between the indoor unit and outdoor unit is up to 90 meters*, which makes installation more flexible.

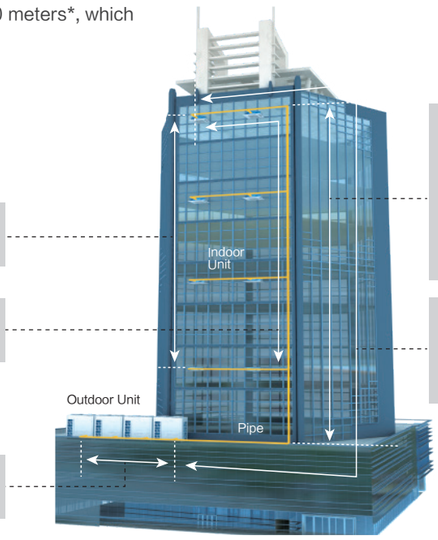

Maximum height difference of indoor units: 15m(30m*)

Maximum length from the first branch pipe to the farthest indoor unit: 90m

Largest pipe length between outdoor units: 10 meters

Maximum height difference between indoor and outdoor units:
when the outdoor unit is above: 50m(90m*)
when the outdoor unit is below: 40m(90m*)

Maximun actural length of a single pipe: 165 meters
Total length of pipes: 1000 meters

*Note: For detailed information, please contact Hisense's technical staff.

Hi-FLEXi S Series



HP			8HP	10HP	12HP	14HP	16HP	18HP
Model	Model		AVWT-76HKSS	AVWT-96HKSS	AVWT-114HKSS	AVWT-136HKSS	AVWT-154HKSS	AVWT-170HKSS
	Modules		——	——	——	——	——	——
	Power Supply		AC 3Φ, 380-415V/50/60Hz					
Cooling	Capacity	kW	22.4	28.0	33.5	40.0	45.0	50.0
		kBtu/h	76.4	95.5	114.3	136.5	153.5	170.6
	Power Input	kW	5.21	7.00	8.65	10.53	12.50	15.63
	EER	kW/kW	4.30	4.00	3.87	3.80	3.60	3.20
Heating	Capacity	kW	25.0	31.5	37.5	45.0	50.0	56.0
		kBtu/h	85.3	107.5	128.0	153.5	170.6	191.1
	Power Input	kW	5.77	7.59	9.21	11.72	13.70	16.97
	COP	kW/kW	4.33	4.15	4.07	3.84	3.65	3.30
Ventilation	Air Flow Rate	m^3/min	183	183	183	200	200	200
	Fan Quantity		1	1	1	2	2	2
	Static Pressure	Pa	110	110	110	110	110	110
Sound	Sound Pressure Level	dB(A)	59	60	62	62	62	62
Compressor	Type	–	Enhanced Vapor Injection Compressor					
	Compressor Quantity	pcs	1	1	1	1	1	2
Refrigerant	Type	–	R410A					
	Pre-charged Quantity	kg	7.4	8.6	9.5	12.0	12.0	13.2
Weight	Net Weight	kg	224	244	245	297	298	347
	Gross Weight	kg	243	263	265	321	322	371
Dimensions	External(HxWxD)	mm	1730x950x750	1730x950x750	1730x950x750	1730x1210x750	1730x1210x750	1730x1210x750
	Packing(HxWxD)	mm	1930x1015x790	1930x1015x790	1930x1015x790	1930x1275x790	1930x1275x790	1930x1275x790
Cabinet Color			Ivory White	Ivory White	Ivory White	Ivory White	Ivory White	Ivory White
Ref. Piping	Gas	mm	Φ19.05	Φ22.20	Φ25.40	Φ25.40	Φ28.60	Φ28.60
		inch	3/4	7/8	1	1	1-1/8	1-1/8
	Liquid	mm	Φ9.53	Φ9.53	Φ12.70	Φ12.70	Φ12.70	Φ15.88
		inch	3/8	3/8	1/2	1/2	1/2	5/8
Connectable Indoor Units	Quantity	pcs	13	16	19	23	26	29
	Total Capacity	–	50%-150%	50%-150%	50%-150%	50%-150%	50%-150%	50%-150%
Piping Design	Height Difference Between ODU and IDU	m(above)	50 (90*1)	50 (90*1)	50 (90*1)	50 (90*1)	50 (90*1)	50 (90*1)
		m(below)	40 (90*1)	40 (90*1)	40 (90*1)	40 (90*1)	40 (90*1)	40 (90*1)
	Height Difference Between IDUs	m	15 (30*1)	15 (30*1)	15 (30*1)	15 (30*1)	15 (30*1)	15 (30*1)
	Max. Piping Length	m	165	165	165	165	165	165
Operation Range	Cooling	DB	-5℃~52℃	-5℃~52℃	-5℃~52℃	-5℃~52℃	-5℃~52℃	-5℃~52℃
	Heating	WB	-25℃~16.5℃	-25℃~16.5℃	-25℃~16.5℃	-25℃~16.5℃	-25℃~16.5℃	-25℃~16.5℃

Notes:
1. Rated cooling capacity and rated heating capacity are tested in the following conditions:
   Cooling conditions: indoor air inlet temperature: 27℃ DB 19℃ WB, outdoor air inlet temperature: 35℃ DB, pipe length: 7.5m, pipe height difference: 0m.
   Heating conditions: indoor air inlet temperature: 20℃ DB, outdoor air inlet temperature: 7℃ DB 6℃ WB, pipe length: 7.5m, pipe height difference: 0m.
2. The above noise values are measured in the anechoic chamber without reflected echo, therefore the impact of the reflected echo must be included at the scene.
3. The final appearance of outdoor units is subject to the actual products.
4. For height difference between ODU & IDU more than 50(40)m, please contact our professional engineer.
5. When the operation temperature is under 48℃ ~ 52℃ or -25℃ ~ -20℃, please contact our professional engineer.

*1: For detailed information, please contact with Hisense's technical staff.

Hi-FLEXi S Series



HP			20HP	22HP	24HP	26HP	28HP
Model	Model		AVWT-190HKSS	AVWT-212HKSS	AVWT-232HKSS	AVWT-250HKSS	AVWT-272HKSS
	Modules		——	——	——	——	——
	Power Supply		AC 3Φ, 380-415V/50/60Hz				
Cooling	Capacity	kW	56.0	61.5	68.0	72.5	80.0
		kBtu/h	191.1	209.8	232.1	246.5	272.0
	Power Input	kW	17.90	20.50	22.82	24.58	27.59
	EER	kW/kW	3.13	3.00	2.98	2.95	2.90
Heating	Capacity	kW	63.0	69.0	75.0	80.0	90.0
		kBtu/h	215.0	235.4	255.0	272.0	306.0
	Power Input	kW	19.87	22.48	24.59	26.67	30.41
	COP	kW/kW	3.17	3.07	3.05	3.00	2.96
Ventilation	Air Flow Rate	m^3/min	267	296	296	350	350
	Fan Quantity		2	2	2	2	2
	Static Pressure	Pa	110	110	110	110	110
Sound	Sound Pressure Level	dB(A)	63	64	66	67	67
Compressor	Type	–	Enhanced Vapor Injection Scroll Compressor				
	Compressor Quantity	pcs	2	2	2	2	2
Refrigerant	Type	–	R410A				
	Pre-charged Quantity	kg	14.3	15.5	15.5	17.3	17.3
Weight	Net Weight	kg	361	369	370	414	415
	Gross Weight	kg	395	396	397	446	447
Dimensions	External(HxWxD)	mm	1730x1350x750	1730x1350x750	1730x1350x750	1730x1600x750	1730x1600x750
	Packing(HxWxD)	mm	1930x1420x790	1930x1420x790	1930x1420x790	1930x1665x790	1930x1665x790
Cabinet Color			Ivory White	Ivory White	Ivory White	Ivory White	Ivory White
Ref. Piping	Gas	mm	Φ28.60	Φ28.60	Φ28.60	Φ31.75	Φ31.75
		inch	1-1/8	1-1/8	1-1/8	1-1/4	1-1/4
	Liquid	mm	Φ15.88	Φ15.88	Φ15.88	Φ19.05	Φ19.05
		inch	5/8	5/8	5/8	3/4	3/4
Connectable Indoor Units	Quantity	pcs	33	36	40	43	47
	Total Capacity	–	50%-150%	50%-150%	50%-150%	50%-150%	50%-150%
Piping Design	Height Difference Between ODU and IDU	m(above)	50 (90*1)	50 (90*1)	50 (90*1)	50 (90*1)	50 (90*1)
		m(below)	40 (90*1)	40 (90*1)	40 (90*1)	40 (90*1)	40 (90*1)
	Height Difference Between IDUs	m	15 (30*1)	15 (30*1)	15 (30*1)	15 (30*1)	15 (30*1)
	Max. Piping Length	m	165	165	165	165	165
Operation Range	Cooling	DB	-5℃~52℃	-5℃~52℃	-5℃~52℃	-5℃~52℃	-5℃~52℃
	Heating	WB	-25℃~16.5℃	-25℃~16.5℃	-25℃~16.5℃	-25℃~16.5℃	-25℃~16.5℃

Notes:
1. Rated cooling capacity and rated heating capacity are tested in the following conditions:
   Cooling conditions: indoor air inlet temperature: 27℃ DB 19℃ WB, outdoor air inlet temperature: 35℃ DB, pipe length: 7.5m, pipe height difference: 0m.
   Heating conditions: indoor air inlet temperature: 20℃ DB, outdoor air inlet temperature: 7℃ DB 6℃ WB, pipe length: 7.5m, pipe height difference: 0m.
2. The above noise values are measured in the anechoic chamber without reflected echo, therefore the impact of the reflected echo must be included at the scene.
3. The final appearance of outdoor units is subject to the actual products.
4. For height difference between ODU & IDU more than 50(40)m, please contact our professional engineer.
5. When the operation temperature is under 48℃ ~ 52℃ or -25℃ ~ -20℃, please contact our professional engineer.

*1: For detailed information, please contact with Hisense's technical staff.

Hi-FLEXi S Series



HP			30HP	32HP	34HP	36HP	38HP
Model	Model		AVWT-290HKSS	AVWT-308HKSS	AVWT-324HKSS	AVWT-344HKSS	AVWT-360HKSS
	Modules		AVWT-154HKSS AVWT-136HKSS	AVWT-154HKSS AVWT-154HKSS	AVWT-170HKSS AVWT-154HKSS	AVWT-190HKSS AVWT-154HKSS	AVWT-190HKSS AVWT-170HKSS
	Power Supply		AC 3Φ, 380-415V/50/60Hz				
Cooling	Capacity	kW	85.0	90.0	95.0	101.0	106.0
		kBtu/h	290.0	307.0	324.1	344.6	361.7
	Power Input	kW	23.03	25.00	28.13	30.40	33.53
	EER	kW/kW	3.69	3.60	3.38	3.32	3.16
Heating	Capacity	kW	95.0	100.0	106.0	113.0	119.0
		kBtu/h	324.1	341.2	361.7	385.6	406.1
	Power Input	kW	25.42	27.40	30.67	33.57	36.84
	COP	kW/kW	3.74	3.65	3.46	3.37	3.23
Ventilation	Air Flow Rate	m^3/min	400	400	400	467	467
	Fan Quantity		4	4	4	4	4
	Static Pressure	Pa	110	110	110	110	110
Sound	Sound Pressure Level	dB(A)	67	67	67	67	67
Compressor	Type	–	Enhanced Vapor Injection Scroll Compressor				
	Compressor Quantity	pcs	2	2	3	3	4
Refrigerant	Type	–	R410A				
	Pre-charged Quantity	kg	24.0	24.0	25.20	26.30	27.5
Weight	Net Weight	kg	595	596	645	659	708
	Gross Weight	kg	643	644	693	717	766
Dimensions	External(HxWxD)	mm	1730x (1210+1210) x750	1730x (1210+1210) x750	1730x (1210+1210) x750	1730x (1210+1350) x750	1730x (1210+1350) x750
	Packing(HxWxD)	mm	1930x (1275+1275) x790	1930x (1275+1275) x790	1930x (1275+1275) x790	1930x (1275+1420) x790	1930x (1275+1420) x790
Cabinet Color			Ivory White	Ivory White	Ivory White	Ivory White	Ivory White
Ref. Piping	Gas	mm	Φ31.75	Φ31.75	Φ38.1	Φ38.1	Φ38.1
		inch	1-1/4	1-1/4	1-1/2	1-1/2	1-1/2
	Liquid	mm	Φ19.05	Φ19.05	Φ19.05	Φ19.05	Φ19.05
		inch	3/4	3/4	3/4	3/4	3/4
Connectable Indoor Units	Quantity	pcs	49	52	55	59	62
	Total Capacity	–	50%-150%	50%-150%	50%-150%	50%-150%	50%-150%
Piping Design	Height Difference Between ODU and IDU	m(above)	50 (90*1)	50 (90*1)	50 (90*1)	50 (90*1)	50 (90*1)
		m(below)	40 (90*1)	40 (90*1)	40 (90*1)	40 (90*1)	40 (90*1)
	Height Difference Between IDUs	m	15 (30*1)	15 (30*1)	15 (30*1)	15 (30*1)	15 (30*1)
	Max. Piping Length	m	165	165	165	165	165
Operation Range	Cooling	DB	-5℃~52℃	-5℃~52℃	-5℃~52℃	-5℃~52℃	-5℃~52℃
	Heating	WB	-25℃~16.5℃	-25℃~16.5℃	-25℃~16.5℃	-25℃~16.5℃	-25℃~16.5℃

Notes:
1. Rated cooling capacity and rated heating capacity are tested in the following conditions:
   Cooling conditions: indoor air inlet temperature: 27℃ DB 19℃ WB, outdoor air inlet temperature: 35℃ DB, pipe length: 7.5m, pipe height difference: 0m.
   Heating conditions: indoor air inlet temperature: 20℃ DB, outdoor air inlet temperature: 7℃ DB 6℃ WB, pipe length: 7.5m, pipe height difference: 0m.
2. The above noise values are measured in the anechoic chamber without reflected echo, therefore the impact of the reflected echo must be included at the scene.
3. The final appearance of outdoor units is subject to the actual products.
4. For height difference between ODU & IDU more than 50(40)m, please contact our professional engineer.
5. When the operation temperature is under 48℃ ~ 52℃ or -25℃ ~ -20℃, please contact our professional engineer.
*1: For detailed information, please contact with Hisense's technical staff.

Hi-FLEXi S Series



HP			40HP	42HP	44HP	46HP	48HP
Model	Model		AVWT-380HKSS	AVWT-402HKSS	AVWT-422HKSS	AVWT-444HKSS	AVWT-464HKSS
	Modules		AVWT-190HKSS AVWT-190HKSS	AVWT-232HKSS AVWT-170HKSS	AVWT-232HKSS AVWT-190HKSS	AVWT-232HKSS AVWT-212HKSS	AVWT-232HKSS AVWT-232HKSS
	Power Supply		AC 3Φ, 380-415V/50/60Hz				
Cooling	Capacity	kW	112.0	118.0	124.0	129.5	136.0
		kBtu/h	382.1	402.7	432.2	441.9	464.2
	Power Input	kW	35.80	38.45	40.72	43.32	45.64
	EER	kW/kW	3.13	3.07	3.05	2.99	2.98
Heating	Capacity	kW	126.0	131.0	138.0	144.0	150.0
		kBtu/h	430.0	446.1	470.0	490.4	510.0
	Power Input	kW	39.74	41.56	44.46	47.07	49.18
	COP	kW/kW	3.17	3.15	3.10	3.06	3.05
Ventilation	Air Flow Rate	m^3/min	534	496	563	592	592
	Fan Quantity		4	4	4	4	4
	Static Pressure	Pa	110	110	110	110	110
Sound	Sound Pressure Level	dB(A)	67	67	68	68	69
Compressor	Type	–	Enhanced Vapor Injection Scroll Compressor				
	Compressor Quantity	pcs	4	4	4	4	4
Refrigerant	Type	–	R410A				
	Pre-charged Quantity	kg	28.6	28.7	29.8	31.0	31.0
Weight	Net Weight	kg	722	717	731	739	740
	Gross Weight	kg	790	768	792	793	794
Dimensions	External(HxWxD)	mm	1730x (1350+1350) x750	1730x (1210+1350) x750	1730x (1350+1350) x750	1730x (1350+1350) x750	1730x (1350+1350) x750
	Packing(HxWxD)	mm	1930x (1420+1420) x790	1930x (1275+1420) x790	1930x (1420+1420) x790	1930x (1420+1420) x790	1930x (1420+1420) x790
Cabinet Color			Ivory White	Ivory White	Ivory White	Ivory White	Ivory White
Ref. Piping	Gas	mm	Φ38.1	Φ38.1	Φ38.1	Φ41.3	Φ41.3
		inch	1-1/2	1-1/2	1-1/2	1-5/8	1-5/8
	Liquid	mm	Φ19.05	Φ19.05	Φ19.05	Φ22.2	Φ22.2
		inch	3/4	3/4	3/4	7/8	7/8
Connectable Indoor Units	Quantity	pcs	64	64	64	64	64
	Total Capacity	–	50%-150%	50%-150%	50%-150%	50%-150%	50%-150%
Piping Design	Height Difference Between ODU and IDU	m(above)	50 (90*1)	50 (90*1)	50 (90*1)	50 (90*1)	50 (90*1)
		m(below)	40 (90*1)	40 (90*1)	40 (90*1)	40 (90*1)	40 (90*1)
	Height Difference Between IDUs	m	15 (30*1)	15 (30*1)	15 (30*1)	15 (30*1)	15 (30*1)
	Max. Piping Length	m	165	165	165	165	165
Operation Range	Cooling	DB	-5℃~52℃	-5℃~52℃	-5℃~52℃	-5℃~52℃	-5℃~52℃
	Heating	WB	-25℃~16.5℃	-25℃~16.5℃	-25℃~16.5℃	-25℃~16.5℃	-25℃~16.5℃

Notes:
1. Rated cooling capacity and rated heating capacity are tested in the following conditions:
   Cooling conditions: indoor air inlet temperature: 27℃ DB 19℃ WB, outdoor air inlet temperature: 35℃ DB, pipe length: 7.5m, pipe height difference: 0m.
   Heating conditions: indoor air inlet temperature: 7℃ DB 6℃ WB, pipe length: 7.5m, pipe height difference: 0m.
2. The above noise values are measured in the anechoic chamber without reflected echo, therefore the impact of the reflected echo must be included at the scene.
3. The final appearance of outdoor units is subject to the actual products.
4. For height difference between ODU & IDU more than 50(40)m, please contact our professional engineer.
5. When the operation temperature is under 48℃ ~ 52℃ or -25℃ ~ -20℃, please contact our professional engineer.
*1: For detailed information, please contact with Hisense's technical staff.

Hi-FLEXi S Series



HP			50HP	52HP	54HP	56HP
Model	Model		AVWT-482HKSS	AVWT-504HKSS	AVWT-522HKSS	AVWT-544HKSS
	Modules		AVWT-250HKSS AVWT-232HKSS	AVWT-272HKSS AVWT-232HKSS	AVWT-272HKSS AVWT-250HKSS	AVWT-272HKSS AVWT-272HKSS
	Power Supply		AC 3Φ, 380-415V/50/60Hz			
Cooling	Capacity	kW	140.5	148.0	152.5	160.0
		kBtu/h	478.6	504.1	518.5	544.0
	Power Input	kW	47.40	50.41	52.17	55.18
	EER	kW/kW	2.96	2.94	2.92	2.90
Heating	Capacity	kW	155.0	165.0	170.0	180.0
		kBtu/h	527.0	561.0	578.0	612.0
	Power Input	kW	51.26	55.00	57.08	60.82
	COP	kW/kW	3.02	3.00	2.98	2.96
Ventilation	Air Flow Rate	m^3/min	646	646	700	700
	Fan Quantity		4	4	4	4
	Static Pressure	Pa	110	110	110	110
Sound	Sound Pressure Level	dB(A)	70	70	70	70
Compressor	Type	–	Enhanced Vapor Injection Scroll Compressor			
	Compressor Quantity	pcs	4	4	4	4
Refrigerant	Type	–	R410A			
	Pre-charged Quantity	kg	32.8	32.8	34.6	34.6
Weight	Net Weight	kg	784	785	829	830
	Gross Weight	kg	843	844	893	894
Dimensions	External(HxWxD)	mm	1730x (1350+1600) x750	1730x (1350+1600) x750	1730x (1600+1600) x750	1730x (1600+1600) x750
	Packing(HxWxD)	mm	1930x (1420+1665) x790	1930x (1420+1665) x790	1930x (1665+1665) x790	1930x (1665+1665) x790
Cabinet Color			Ivory White	Ivory White	Ivory White	Ivory White
Ref. Piping	Gas	mm	Φ41.3	Φ41.3	Φ41.3	Φ41.3
		inch	1-5/8	1-5/8	1-5/8	1-5/8
	Liquid	mm	Φ22.2	Φ22.2	Φ22.2	Φ22.2
		inch	7/8	7/8	7/8	7/8
Connectable Indoor Units	Quantity	pcs	64	64	64	64
	Total Capacity	–	50%~150%	50%~150%	50%~150%	50%~150%
Piping Design	Height Difference Between ODU and IDU	m(above)	50 (90*1)	50 (90*1)	50 (90*1)	50 (90*1)
		m(below)	40 (90*1)	40 (90*1)	40 (90*1)	40 (90*1)
	Height Difference Between IDUs	m	15 (30*1)	15 (30*1)	15 (30*1)	15 (30*1)
	Max. Piping Length	m	165	165	165	165
Operation Range	Cooling	DB	-5℃~52℃	-5℃~52℃	-5℃~52℃	-5℃~52℃
	Heating	WB	-25℃~16.5℃	-25℃~16.5℃	-25℃~16.5℃	-25℃~16.5℃

Notes:
1. Rated cooling capacity and rated heating capacity are tested in the following conditions:
   Cooling conditions: indoor air inlet temperature: 27℃ DB 19℃ WB, outdoor air inlet temperature: 35℃ DB, pipe length: 7.5m, pipe height difference: 0m.
   Heating conditions: indoor air inlet temperature: 20℃ DB, outdoor air inlet temperature: 7℃ DB 6℃ WB, pipe length: 7.5m, pipe height difference: 0m.
2. The above noise values are measured in the anechoic chamber without reflected echo, therefore the impact of the reflected echo must be included at the scene.
3. The final appearance of outdoor units is subject to the actual products.
4. For height difference between ODU & IDU more than 50(40)m, please contact our professional engineer.
5. When the operation temperature is under 48℃ ~ 52℃ or -25℃ ~ -20℃, please contact our professional engineer.

*1: For detailed information, please contact with Hisense's technical staff.

Hi-FLEXi S Series



HP			58HP	60HP	62HP	64HP
Model	Model		AVWT-552HKSS	AVWT-570HKSS	AVWT-592HKSS	AVWT-612HKSS
	Modules		AVWT-212HKSS AVWT-170HKSS AVWT-170HKSS	AVWT-190HKSS AVWT-190HKSS AVWT-190HKSS	AVWT-232HKSS AVWT-190HKSS AVWT-170HKSS	AVWT-232HKSS AVWT-190HKSS AVWT-190HKSS
	Power Supply		AC 3Φ, 380-415V/50/60Hz			
Cooling	Capacity	kW	161.5	168.0	174.0	180.0
		kBtu/h	551.0	573.3	593.7	614.3
	Power Input	kW	51.76	53.70	56.35	58.62
	EER	kW/kW	3.12	3.13	3.09	3.07
Heating	Capacity	kW	181.0	189.0	194.0	201.0
		kBtu/h	617.6	645.0	661.1	685.0
	Power Input	kW	56.42	59.61	61.43	64.33
	COP	kW/kW	3.21	3.17	3.16	3.12
Ventilation	Air Flow Rate	m^3/min	696	801	763	830
	Fan Quantity		6	6	6	6
	Static Pressure	Pa	110	110	110	110
Sound	Sound Pressure Level	dB(A)	70	70	70	70
Compressor	Type	–	Enhanced Vapor Injection Scroll Compressor			
	Compressor Quantity	pcs	6	6	6	6
Refrigerant	Type	–	R410A			
	Pre-charged Quantity	kg	41.9	42.9	43.0	44.1
Weight	Net Weight	kg	1063	1083	1078	1092
	Gross Weight	kg	1138	1185	1163	1187
Dimensions	External(HxWxD)	mm	1730x (1210+1210+1350) x750	1730x (1350+1350+1350) x750	1730x (1210+1350+1350) x750	1730x (1350+1350+1350) x750
	Packing(HxWxD)	mm	1930x (1275+1275+1420) x790	1930x (1420+1420+1420) x790	1930x (1275+1420+1420) x790	1930x (1420+1420+1420) x790
Cabinet Color			Ivory White	Ivory White	Ivory White	Ivory White
Ref. Piping	Gas	mm	Φ44.5	Φ44.5	Φ44.5	Φ44.5
		inch	1-3/4	1-3/4	1-3/4	1-3/4
	Liquid	mm	Φ22.2	Φ22.2	Φ22.2	Φ22.2
		inch	7/8	7/8	7/8	7/8
Connectable Indoor Units	Quantity	pcs	64	64	64	64
	Total Capacity	–	50%~150%	50%~150%	50%~150%	50%~150%
Piping Design	Height Difference Between ODU and IDU	m(above)	50 (90*1)	50 (90*1)	50 (90*1)	50 (90*1)
		m(below)	40 (90*1)	40 (90*1)	40 (90*1)	40 (90*1)
	Height Difference Between IDUs	m	15 (30*1)	15 (30*1)	15 (30*1)	15 (30*1)
	Max. Piping Length	m	165	165	165	165
Operation Range	Cooling	DB	-5℃~52℃	-5℃~52℃	-5℃~52℃	-5℃~52℃
	Heating	WB	-25℃~16.5℃	-25℃~16.5℃	-25℃~16.5℃	-25℃~16.5℃

Notes:
1. Rated cooling capacity and rated heating capacity are tested in the following conditions:
   Cooling conditions: indoor air inlet temperature: 27℃ DB 19℃ WB, outdoor air inlet temperature: 35℃ DB, pipe length: 7.5m, pipe height difference: 0m.
   Heating conditions: indoor air inlet temperature: 20℃ DB, outdoor air inlet temperature: 7℃ DB 6℃ WB, pipe length: 7.5m, pipe height difference: 0m.
2. The above noise values are measured in the anechoic chamber without reflected echo, therefore the impact of the reflected echo must be included at the scene.
3. The final appearance of outdoor units is subject to the actual products.
4. For height difference between ODU & IDU more than 50(40)m, please contact our professional engineer.
5. When the operation temperature is under 48℃ ~ 52℃ or -25℃ ~ -20℃, please contact our professional engineer.
*1: For detailed information, please contact with Hisense's technical staff.

Hi-FLEXi S Series



HP			66HP	68HP	70HP	72HP
Model	Model		AVWT-634HKSS	AVWT-654HKSS	AVWT-676HKSS	AVWT-696HKSS
	Modules		AVWT-232HKSS AVWT-212HKSS AVWT-190HKSS	AVWT-232HKSS AVWT-232HKSS AVWT-190HKSS	AVWT-232HKSS AVWT-232HKSS AVWT-212HKSS	AVWT-232HKSS AVWT-232HKSS AVWT-232HKSS
	Power Supply		AC 3Φ, 380-415V/50/60Hz			
Cooling	Capacity	kW	185.5	192.0	197.5	204.0
		kBtu/h	633.0	655.3	674.0	696.3
	Power Input	kW	61.22	63.54	66.14	68.46
	EER	kW/kW	3.03	3.02	2.99	2.98
Heating	Capacity	kW	207.0	213.0	219.0	225.0
		kBtu/h	705.4	725.0	745.4	765.0
	Power Input	kW	66.94	69.05	71.66	73.77
	COP	kW/kW	3.09	3.08	3.06	3.05
	Air Flow Rate	m³/min	859	859	888	888
Ventilation	Fan Quantity		6	6	6	6
	Static Pressure	Pa	110	110	110	110
Sound	Sound Pressure Level	dB(A)	70	70	70	71
Compressor	Type	–	Enhanced Vapor Injection Scroll Compressor			
	Compressor Quantity	pcs	6	6	6	6
Refrigerant	Type	–	R410A			
	Pre-charged Quantity	kg	45.3	45.3	46.5	46.5
Weight	Net Weight	kg	1100	1101	1109	1110
	Gross Weight	kg	1188	1189	1190	1191
Dimensions	External(HxWxD)	mm	1730x (1350+1350+1350) x750	1730x (1350+1350+1350) x750	1730x (1350+1350+1350) x750	1730x (1350+1350+1350) x750
	Packing(HxWxD)	mm	1930x (1420+1420+1420) x790	1930x (1420+1420+1420) x790	1930x (1420+1420+1420) x790	1930x (1420+1420+1420) x790
Cabinet Color			Ivory White	Ivory White	Ivory White	Ivory White
Ref. Piping	Gas	mm	Φ44.5	Φ50.8	Φ50.8	Φ50.8
		inch	1-3/4	2	2	2
	Liquid	mm	Φ22.2	Φ25.4	Φ25.4	Φ25.4
		inch	7/8	1	1	1
Connectable Indoor Units	Quantity	pcs	64	64	64	64
	Total Capacity	–	50%-150%	50%-150%	50%-150%	50%-150%
Piping Design	Height Difference Between ODU and IDU	m(above)	50 (90*1)	50 (90*1)	50 (90*1)	50 (90*1)
		m(below)	40 (90*1)	40 (90*1)	40 (90*1)	40 (90*1)
	Height Difference Between IDUs	m	15 (30*1)	15 (30*1)	15 (30*1)	15 (30*1)
	Max. Piping Length	m	165	165	165	165
Operation Range	Cooling	DB	-5℃~52℃	-5℃~52℃	-5℃~52℃	-5℃~52℃
	Heating	WB	-25℃~16.5℃	-25℃~16.5℃	-25℃~16.5℃	-25℃~16.5℃

Notes:
1. Rated cooling capacity and rated heating capacity are tested in the following conditions:
   Cooling conditions: indoor air inlet temperature: 27℃ DB 19℃ WB, outdoor air inlet temperature: 35℃ DB, pipe length: 7.5m, pipe height difference: 0m.
   Heating conditions: indoor air inlet temperature: 20℃ DB, outdoor air inlet temperature: 7℃ DB 6℃ WB, pipe length: 7.5m, pipe height difference: 0m.
2. The above noise values are measured in the anechoic chamber without reflected echo, therefore the impact of the reflected echo must be included at the scene.
3. The final appearance of outdoor units is subject to the actual products.
4. For height difference between ODU & IDU more than 50(40)m, please contact our professional engineer.
5. When the operation temperature is under 48℃ ~ 52℃ or -25℃ ~ -20℃, please contact our professional engineer.
*1: For detailed information, please contact with Hisense's technical staff.

Hi-FLEXi S Series



HP			74HP	76HP	78HP	80HP
Model	Model		AVWT-714HKSS	AVWT-732HKSS	AVWT-754HKSS	AVWT-776HKSS
	Modules		AVWT-250HKSS AVWT-232HKSS AVWT-232HKSS	AVWT-250HKSS AVWT-250HKSS AVWT-232HKSS	AVWT-272HKSS AVWT-250HKSS AVWT-232HKSS	AVWT-272HKSS AVWT-272HKSS AVWT-232HKSS
	Power Supply		AC 3Φ, 380-415V/50/60Hz			
Cooling	Capacity	kW	208.5	213.0	220.5	228.0
		kBtu/h	710.7	725.1	750.6	776.1
	Power Input	kW	70.22	71.98	74.99	78.00
	EER	kW/kW	2.97	2.96	2.95	2.92
Heating	Capacity	kW	230.0	235.0	245.0	255.0
		kBtu/h	782.0	799.0	833.0	867.0
	Power Input	kW	75.85	77.93	81.67	85.41
	COP	kW/kW	3.03	3.02	3.00	2.98
	Air Flow Rate	m³/min	942	996	996	996
Ventilation	Fan Quantity		6	6	6	6
	Static Pressure	Pa	110	110	110	110
Sound	Sound Pressure Level	dB(A)	71	71	71	71
Compressor	Type	–	Enhanced Vapor Injection Scroll Compressor			
	Compressor Quantity	pcs	6	6	6	6
Refrigerant	Type	–	R410A			
	Pre-charged Quantity	kg	48.3	50.1	50.1	50.1
Weight	Net Weight	kg	1154	1198	1199	1200
	Gross Weight	kg	1240	1289	1290	1291
Dimensions	External(HxWxD)	mm	1730x (1350+1350+1600) x750	1730x (1350+1600+1600) x750	1730x (1350+1600+1600) x750	1730x (1350+1600+1600) x750
	Packing(HxWxD)	mm	1930x (1420+1420+1665) x790	1930x (1420+1665+1665) x790	1930x (1420+1665+1665) x790	1930x (1420+1665+1665) x790
Cabinet Color			Ivory White	Ivory White	Ivory White	Ivory White
Ref. Piping	Gas	mm	Φ50.8	Φ50.8	Φ50.8	Φ50.8
		inch	2	2	2	2
	Liquid	mm	Φ25.4	Φ25.4	Φ25.4	Φ25.4
		inch	1	1	1	1
Connectable Indoor Units	Quantity	pcs	64	64	64	64
	Total Capacity	–	50%-150%	50%-150%	50%-150%	50%-150%
Piping Design	Height Difference Between ODU and IDU	m(above)	50 (90*1)	50 (90*1)	50 (90*1)	50 (90*1)
		m(below)	40 (90*1)	40 (90*1)	40 (90*1)	40 (90*1)
	Height Difference Between IDUs	m	15 (30*1)	15 (30*1)	15 (30*1)	15 (30*1)
	Max. Piping Length	m	165	165	165	165
Operation Range	Cooling	DB	-5℃~52℃	-5℃~52℃	-5℃~52℃	-5℃~52℃
	Heating	WB	-25℃~16.5℃	-25℃~16.5℃	-25℃~16.5℃	-25℃~16.5℃

Notes:
1. Rated cooling capacity and rated heating capacity are tested in the following conditions:
   Cooling conditions: indoor air inlet temperature: 27℃ DB 19℃ WB, outdoor air inlet temperature: 35℃ DB, pipe length: 7.5m, pipe height difference: 0m.
   Heating conditions: indoor air inlet temperature: 20℃ DB, outdoor air inlet temperature: 7℃ DB 6℃ WB, pipe length: 7.5m, pipe height difference: 0m.
2. The above noise values are measured in the anechoic chamber without reflected echo, therefore the impact of the reflected echo must be included at the scene.
3. The final appearance of outdoor units is subject to the actual products.
4. For height difference between ODU & IDU more than 50(40)m, please contact our professional engineer.
5. When the operation temperature is under 48℃ ~ 52℃ or -25℃ ~ -20℃, please contact our professional engineer.
*1: For detailed information, please contact with Hisense's technical staff.

Hi-FLEXi S Series



HP			82HP	84HP	86HP	88HP
Model	Model		AVWT-794HKSS	AVWT-816HKSS	AVWT-824HKSS	AVWT-844HKSS
	Modules		AVWT-272HKSS AVWT-272HKSS AVWT-250HKSS	AVWT-272HKSS AVWT-272HKSS AVWT-272HKSS	AVWT-232HKSS AVWT-212HKSS AVWT-190HKSS AVWT-190HKSS	AVWT-232HKSS AVWT-232HKSS AVWT-190HKSS AVWT-190HKSS
	Power Supply		AC 3Φ, 380-415V/50/60Hz			
Cooling	Capacity	kW	232.5	240.0	241.5	248.0
		kBtu/h	790.5	816.0	824.1	846.4
	Power Input	kW	79.76	82.77	79.12	81.44
	EER	kW/kW	2.91	2.90	3.05	3.05
Heating	Capacity	kW	260.0	270.0	270.0	276.0
		kBtu/h	884.0	918.0	920.4	940.0
	Power Input	kW	87.49	91.23	86.81	88.92
	COP	kW/kW	2.97	2.96	3.11	3.10
Ventilation	Air Flow Rate	m³/min	1050	1050	1126	1126
	Fan Quantity		6	6	8	8
	Static Pressure	Pa	110	110	110	110
Sound	Sound Pressure Level	dB(A)	72	72	72	72
Compressor	Type	–	Enhanced Vapor Injection Scroll Compressor			
	Compressor Quantity	pcs	6	6	8	8
Refrigerant	Type	–	R410A			
	Pre-charged Quantity	kg	51.9	51.9	59.6	59.6
Weight	Net Weight	kg	1244	1245	1461	1462
	Gross Weight	kg	1340	1341	1583	1584
Dimensions	External(HxWxD)	mm	1730x (1600+1600+1600) x750	1730x (1600+1600+1600) x750	1730x (1350+1350+1350+1350) x750	1730x (1350+1350+1350+1350) x750
	Packing(HxWxD)	mm	1930x (1665+1665+1665) x790	1930x (1665+1665+1665) x790	1930x (1420+1420+1420+1420) x790	1930x (1420+1420+1420+1420) x790
Cabinet Color			Ivory White	Ivory White	Ivory White	Ivory White
Ref. Piping	Gas	mm	Φ50.8	Φ50.8	Φ50.8	Φ50.8
		inch	2	2	2	2
	Liquid	mm	Φ25.4	Φ25.4	Φ25.4	Φ25.4
		inch	1	1	1	1
Connectable Indoor Units	Quantity	pcs	64	64	64	64
	Total Capacity	–	50%~150%	50%~150%	50%~150%	50%~150%
Piping Design	Height Difference Between ODU and IDU	m(above)	50 (90*1)	50 (90*1)	50 (90*1)	50 (90*1)
		m(below)	40 (90*1)	40 (90*1)	40 (90*1)	40 (90*1)
	Height Difference Between IDUs	m	15 (30*1)	15 (30*1)	15 (30*1)	15 (30*1)
	Max. Piping Length	m	165	165	165	165
Operation Range	Cooling	DB	-5℃~52℃	-5℃~52℃	-5℃~52℃	-5℃~52℃
	Heating	WB	-25℃~16.5℃	-25℃~16.5℃	-25℃~16.5℃	-25℃~16.5℃

Notes:
1. Rated cooling capacity and rated heating capacity are tested in the following conditions:
   Cooling conditions: indoor air inlet temperature: 27℃ DB 19℃ WB, outdoor air inlet temperature: 35℃ DB, pipe length: 7.5m, pipe height difference: 0m.
   Heating conditions: indoor air inlet temperature: 20℃ DB, outdoor air inlet temperature: 7℃ DB 6℃ WB, pipe length: 7.5m, pipe height difference: 0m.
2. The above noise values are measured in the anechoic chamber without reflected echo, therefore the impact of the reflected echo must be included at the scene.
3. The final appearance of outdoor units is subject to the actual products.
4. For height difference between ODU & IDU more than 50(40)m, please contact our professional engineer.
5. When the operation temperature is under 48℃ ~ 52℃ or -25℃ ~ -20℃, please contact our professional engineer.
*1: For detailed information, please contact with Hisense's technical staff.

Hi-FLEXi S Series



HP			90HP	92HP	94HP	96HP
Model	Model		AVWT-866HKSS	AVWT-886HKSS	AVWT-908HKSS	AVWT-928HKSS
	Modules		AVWT-232HKSS AVWT-232HKSS AVWT-212HKSS AVWT-190HKSS	AVWT-232HKSS AVWT-232HKSS AVWT-232HKSS AVWT-190HKSS	AVWT-232HKSS AVWT-232HKSS AVWT-232HKSS AVWT-212HKSS	AVWT-232HKSS AVWT-232HKSS AVWT-232HKSS AVWT-232HKSS
	Power Supply		AC 3Φ, 380-415V/50/60Hz			
Cooling	Capacity	kW	253.5	260.0	265.5	272.0
		kBtu/h	865.1	887.4	906.1	928.4
	Power Input	kW	84.04	86.36	88.96	91.28
	EER	kW/kW	3.02	3.01	2.98	2.98
Heating	Capacity	kW	282.0	288.0	294.0	300.0
		kBtu/h	960.4	980.0	1000.4	1020.0
	Power Input	kW	91.53	93.64	96.25	98.36
	COP	kW/kW	3.08	3.08	3.05	3.05
Ventilation	Air Flow Rate	m³/min	1155	1155	1184	1184
	Fan Quantity		8	8	8	8
	Static Pressure	Pa	110	110	110	110
Sound	Sound Pressure Level	dB(A)	72	72	72	72
Compressor	Type	–	Enhanced Vapor Injection Scroll Compressor			
	Compressor Quantity	pcs	8	8	8	8
Refrigerant	Type	–	R410A			
	Pre-charged Quantity	kg	60.8	60.8	62.0	62.0
Weight	Net Weight	kg	1470	1471	1479	1480
	Gross Weight	kg	1585	1586	1587	1588
Dimensions	External(HxWxD)	mm	1730x (1350+1350+1350+1350) x750	1730x (1350+1350+1350+1350) x750	1730x (1350+1350+1350+1350) x750	1730x (1350+1350+1350+1350) x750
	Packing(HxWxD)	mm	1930x (1420+1420+1420+1420) x790	1930x (1420+1420+1420+1420) x790	1930x (1420+1420+1420+1420) x790	1930x (1420+1420+1420+1420) x790
Cabinet Color			Ivory White	Ivory White	Ivory White	Ivory White
Ref. Piping	Gas	mm	Φ50.8	Φ50.8	Φ50.8	Φ50.8
		inch	2	2	2	2
	Liquid	mm	Φ25.4	Φ25.4	Φ25.4	Φ25.4
		inch	1	1	1	1
Connectable Indoor Units	Quantity	pcs	64	64	64	64
	Total Capacity	–	50%~150%	50%~150%	50%~150%	50%~150%
Piping Design	Height Difference Between ODU and IDU	m(above)	50 (90*1)	50 (90*1)	50 (90*1)	50 (90*1)
		m(below)	40 (90*1)	40 (90*1)	40 (90*1)	40 (90*1)
	Height Difference Between IDUs	m	15 (30*1)	15 (30*1)	15 (30*1)	15 (30*1)
	Max. Piping Length	m	165	165	165	165
Operation Range	Cooling	DB	-5℃~52℃	-5℃~52℃	-5℃~52℃	-5℃~52℃
	Heating	WB	-25℃~16.5℃	-25℃~16.5℃	-25℃~16.5℃	-25℃~16.5℃

Notes:
1. Rated cooling capacity and rated heating capacity are tested in the following conditions:
   Cooling conditions: indoor air inlet temperature: 27℃ DB 19℃ WB, outdoor air inlet temperature: 35℃ DB, pipe length: 7.5m, pipe height difference: 0m.
   Heating conditions: indoor air inlet temperature: 20℃ DB, outdoor air inlet temperature: 7℃ DB 6℃ WB, pipe length: 7.5m, pipe height difference: 0m.
2. The above noise values are measured in the anechoic chamber without reflected echo, therefore the impact of the reflected echo must be included at the scene.
3. The final appearance of outdoor units is subject to the actual products.
4. For height difference between ODU & IDU more than 50(40)m, please contact our professional engineer.
5. When the operation temperature is under 48℃ ~ 52℃ or -25℃ ~ -20℃, please contact our professional engineer.
*1: For detailed information, please contact with Hisense's technical staff.

Hi-FLEXi S Series



HP			98HP	100HP	102HP	104HP
Model	Model		AVWT-946HKSS	AVWT-968HKSS	AVWT-988HKSS	AVWT-1008HKSS
	Modules		AVWT-250HKSS AVWT-232HKSS AVWT-232HKSS AVWT-232HKSS	AVWT-272HKSS AVWT-232HKSS AVWT-232HKSS AVWT-232HKSS	AVWT-272HKSS AVWT-272HKSS AVWT-232HKSS AVWT-212HKSS	AVWT-272HKSS AVWT-272HKSS AVWT-232HKSS AVWT-232HKSS
	Power Supply		AC 3Φ, 380~415V/50/60Hz			
Cooling	Capacity	kW	276.5	284.0	289.5	296.0
		kBtu/h	942.8	968.3	985.9	1008.0
	Power Input	kW	93.04	96.05	98.50	100.82
	EER	kW/kW	2.97	2.96	2.94	2.94
Heating	Capacity	kW	305.0	315.0	324.0	330.0
		kBtu/h	1037.0	1071.0	1102.4	1122.0
	Power Input	kW	100.44	104.18	107.89	110.00
	COP	kW/kW	3.04	3.02	3.00	3.00
	Air Flow Rate	m^3/min	1238	1238	1292	1292
Ventilation	Fan Quantity		8	8	8	8
	Static Pressure	Pa	110	110	110	110
Sound	Sound Pressure Level	dB(A)	72	72	72	73
Compressor	Type	–	Enhanced Vapor Injection Scroll Compressor			
	Compressor Quantity	pcs	8	8	8	8
Refrigerant	Type	–	R410A			
	Pre-charged Quantity	kg	63.8	63.8	65.6	65.6
Weight	Net Weight	kg	1524	1525	1569	1570
	Gross Weight	kg	1637	1638	1687	1688
Dimensions	External(HxWxD)	mm	1730x (1350+1350+1350+1600) x750	1730x (1350+1350+1350+1600) x750	1730x (1350+1350+1600+1600) x750	1730x (1350+1350+1600+1600) x750
	Packing(HxWxD)	mm	1930x (1420+1420+1420+1665) x790	1930x (1420+1420+1420+1665) x790	1930x (1420+1420+1665+1665) x790	1930x (1420+1420+1665+1665) x790
Cabinet Color			Ivory White	Ivory White	Ivory White	Ivory White
Ref. Piping	Gas	mm	Φ50.8	Φ50.8	Φ50.8	Φ50.8
		inch	2	2	2	2
	Liquid	mm	Φ25.4	Φ25.4	Φ25.4	Φ25.4
		inch	1	1	1	1
Connectable Indoor Units	Quantity	pcs	64	64	64	64
	Total Capacity	–	50%~150%	50%~150%	50%~150%	50%~150%
Piping Design	Height Difference Between ODU and IDU	m(above)	50 (90*1)	50 (90*1)	50 (90*1)	50 (90*1)
		m(below)	40 (90*1)	40 (90*1)	40 (90*1)	40 (90*1)
	Height Difference Between IDUs	m	15 (30*1)	15 (30*1)	15 (30*1)	15 (30*1)
	Max. Piping Length	m	165	165	165	165
Operation Range	Cooling	DB	-5℃~52℃	-5℃~52℃	-5℃~52℃	-5℃~52℃
	Heating	WB	-25℃~16.5℃	-25℃~16.5℃	-25℃~16.5℃	-25℃~16.5℃

Notes:
1. Rated cooling capacity and rated heating capacity are tested in the following conditions:
   Cooling conditions: indoor air inlet temperature: 27℃ DB 19℃ WB, outdoor air inlet temperature: 35℃ DB, pipe length: 7.5m, pipe height difference: 0m.
   Heating conditions: indoor air inlet temperature: 20℃ DB, outdoor air inlet temperature: 7℃ DB 6℃ WB, pipe length: 7.5m, pipe height difference: 0m.
2. The above noise values are measured in the anechoic chamber without reflected echo, therefore the impact of the reflected echo must be included at the scene.
3. The final appearance of outdoor units is subject to the actual products.
4. For height difference between ODU & IDU more than 50(40)m, please contact our professional engineer.
5. When the operation temperature is under 48℃ ~ 52℃ or -25℃ ~ -20℃, please contact our professional engineer.
*1: For detailed information, please contact with Hisense's technical staff.

Hi-FLEXi S Series



HP			106HP	108HP	110HP	112HP
Model	Model		AVWT-1026HKSS	AVWT-1048HKSS	AVWT-1066HKSS	AVWT-1088HKSS
	Modules		AVWT-272HKSS AVWT-272HKSS AVWT-250HKSS AVWT-232HKSS	AVWT-272HKSS AVWT-272HKSS AVWT-272HKSS AVWT-232HKSS	AVWT-272HKSS AVWT-272HKSS AVWT-272HKSS AVWT-250HKSS	AVWT-272HKSS AVWT-272HKSS AVWT-272HKSS AVWT-272HKSS
	Power Supply		AC 3Φ, 380~415V/50/60Hz			
Cooling	Capacity	kW	300.5	308.0	312.5	320.0
		kBtu/h	1022.6	1048.1	1062.5	1088.0
	Power Input	kW	102.58	105.59	107.35	110.36
	EER	kW/kW	2.93	2.92	2.91	2.90
Heating	Capacity	kW	335.0	345.0	350.0	360.0
		kBtu/h	1139.0	1173.0	1190.0	1224.0
	Power Input	kW	112.08	115.82	117.9	121.64
	COP	kW/kW	2.99	2.98	2.97	2.96
	Air Flow Rate	m^3/min	1346	1346	1400	1400
Ventilation	Fan Quantity		8	8	8	8
	Static Pressure	Pa	110	110	110	110
Sound	Sound Pressure Level	dB(A)	73	73	73	73
Compressor	Type	–	Enhanced Vapor Injection Scroll Compressor			
	Compressor Quantity	pcs	8	8	8	8
Refrigerant	Type	–	R410A			
	Pre-charged Quantity	kg	67.4	67.4	69.2	69.2
Weight	Net Weight	kg	1614	1615	1659	1660
	Gross Weight	kg	1737	1738	1787	1788
Dimensions	External(HxWxD)	mm	1730x (1350+1600+1600+1600) x750	1730x (1350+1600+1600+1600) x750	1730x (1600+1600+1600+1600) x750	1730x (1600+1600+1600+1600) x750
	Packing(HxWxD)	mm	1930x (1420+1665+1665+1665) x790	1930x (1420+1665+1665+1665) x790	1930x (1665+1665+1665+1665) x790	1930x (1665+1665+1665+1665) x790
Cabinet Color			Ivory White	Ivory White	Ivory White	Ivory White
Ref. Piping	Gas	mm	Φ50.8	Φ50.8	Φ50.8	Φ50.8
		inch	2	2	2	2
	Liquid	mm	Φ25.4	Φ25.4	Φ25.4	Φ25.4
		inch	1	1	1	1
Connectable Indoor Units	Quantity	pcs	64	64	64	64
	Total Capacity	–	50%~150%	50%~150%	50%~150%	50%~150%
Piping Design	Height Difference Between ODU and IDU	m(above)	50 (90*1)	50 (90*1)	50 (90*1)	50 (90*1)
		m(below)	40 (90*1)	40 (90*1)	40 (90*1)	40 (90*1)
	Height Difference Between IDUs	m	15 (30*1)	15 (30*1)	15 (30*1)	15 (30*1)
	Max. Piping Length	m	165	165	165	165
Operation Range	Cooling	DB	-5℃~52℃	-5℃~52℃	-5℃~52℃	-5℃~52℃
	Heating	WB	-25℃~16.5℃	-25℃~16.5℃	-25℃~16.5℃	-25℃~16.5℃

Notes:
1. Rated cooling capacity and rated heating capacity are tested in the following conditions:
   Cooling conditions: indoor air inlet temperature: 27℃ DB 19℃ WB, outdoor air inlet temperature: 35℃ DB, pipe length: 7.5m, pipe height difference: 0m.
   Heating conditions: indoor air inlet temperature: 20℃ DB, outdoor air inlet temperature: 7℃ DB 6℃ WB, pipe length: 7.5m, pipe height difference: 0m.
2. The above noise values are measured in the anechoic chamber without reflected echo, therefore the impact of the reflected echo must be included at the scene.
3. The final appearance of outdoor units is subject to the actual products.
4. For height difference between ODU & IDU more than 50(40)m, please contact our professional engineer.
5. When the operation temperature is under 48℃ ~ 52℃ or -25℃ ~ -20℃, please contact our professional engineer.
*1: For detailed information, please contact with Hisense's technical staff.