Hi-Smart H5 Series

High Efficiency

The H5 unit boasts cutting-edge design, utilizing 19.56mm fins to maximize heat exchange area, and an optimized fan with increased diameter. This results in significantly enhanced energy efficiency, with a maximum SEER of 8.2 and SCOP of 5.0.



Advanced corrugated fin

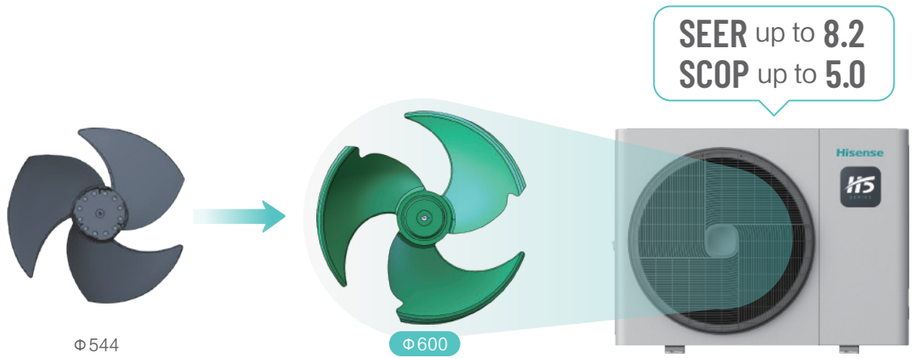

Eco-friendly R32 Refrigerant

R32 refrigerant contributes to meeting the F-gas regulation targets as described in EU regulation 517/2014. Hisense HVAC introduces the Lower GWP refrigerant R32 on its VRF products, which is a perfect solution for attaining the CO_2 emission targets.

Features

- Zero Ozone Depletion Potential (ODP)
- Lower Global Warming Potential (GWP)
- Less charge amount under the same capacity
- Single component refrigerant, easy to handle and recycle



Compact Body & Low Weight

The Hi-Smart H5 unit features the latest exterior design from Hisense, showcasing a sleek and stylish appearance. Its compact body allows for flexible installation in confined spaces, while also reducing costs for product transportation and installation.

The height of the outdoor unit is only 840mm, which is very convenient to be concealed on the roof, does not affect the appearance of the overall building, and will not break the harmony of the city street.

reddot winner 2022







Mutiple Measures Ensuring Room Safety

Refrigerant Leak Detection

Real-time refrigerant leak detection is essential for R32 refrigerant system. If the refrigerant concentration exceeds 5000ppm, the indoor unit will stop operation, and trigger a buzzer and warning flasher. Moreover, if any third-party alarm system or ventilation system, the system can also be linkaged.

Refrigerant Recovery

In the event of a refrigerant leak, our system triggers alarms, shuts down, and initiates refrigerant recovery immediately. Moreover, once there is a sudden power outage, the shut-off box can automatically close valves to prevent leaks.

The Progress of Refrigerant Recovery

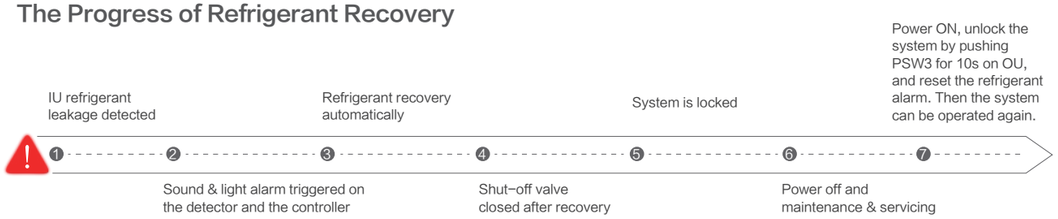



Shut-off Box

- Capacity: 10HP
- Max. 17 IUs for 1 port
- Be closed automatically when power off
- 6000pls/13.0mm valve for gas pipe and 3000pls/6.1mm valve for liquid pipe



Refrigerant Detector

- Sleek and modern exterior
- Wall mounted installation
- Infrared NDIR detection
- Powered by 12±10% VDC from IU or reserved dedicated power supply port
- Alarm value 5000ppm
- Dry contact reserved
- Design life ⩾10 years

Accessories	Shut-off Box	Refrigerant Detector
Model	HESE-2V15	HOPT-ERD01

Outdoor Unit Noise Control

Auto Night Quiet Mode

In gerneal, people are more sensitive to noise at night. Night quiet mode can be activated when necessary, and the noise can be reduced by up to 10dB(A).

Step 1: 5dB(A) decreased; Step 2: 7dB(A) decreased;
Step 3: 10dB(A) decreased.

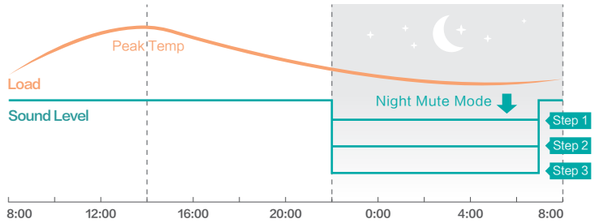

Low Noise Mode

Users can flexibly set the low noise mode at any time. There are three levels for choice, which can be set on the controllers or the PCB.

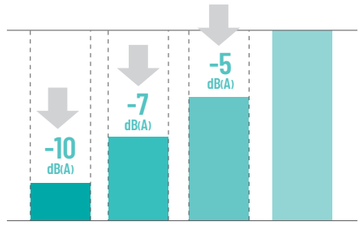

Wide Operation Range

Extended operation range creates wider application potential. Hisense VRF can operate in a wide ambient temperature range: from −10℃ to 52℃ in cooling mode, and from −25℃ to 26℃ in heating mode.



Hi-Smart H5 Series

EUROVENT CERTIFIED PERFORMANCE
www.eurovent-certification.com



	HP		4HP	5HP	6HP
Model	AC 1Φ, 220~240V/50/60Hz		AVW-41HJDH2H1	AVW-48HJDH2H1	AVW-54HJDH2H1
	AC 3Φ, 380~415V/50/60Hz		AVW-41HKDH2H1	AVW-48HKDH2H1	AVW-54HKDH2H1
Cooling	Capacity	kW	12.1	14.0	15.5
		kBtu/h	41.5	48.0	53.0
	Power Input	kW	3.30	4.24	4.70
	EER	kW/kW	3.67	3.30	3.30
	SEER	kW/kW	8.20	7.90	7.90
Heating	Capacity	kW	14.2	16.0	18.0
		kBtu/h	48.0	54.5	61.5
	Power Input	kW	3.60	4.10	4.80
	COP	kW/kW	3.94	3.90	3.75
	SCOP	kW/kW	5.00	4.65	4.60
Air Flow Rate		m^3/min	80	80	80
Sound Pressure Level(Cooling/Heating)		dB(A)	52/52	53/53	54/54
Refrigerant	Type	–	R32		
	Pre-charged Quantity	kg	2	2	2
Weight	Net Weight(Single-phase/Three-phase)	kg	94/95	94/95	94/95
	Gross Weight(Single-phase/Three-phase)	kg	109/110	109/110	109/110
Dimensions	Net (H×W×D)	mm	840×1100×390	840×1100×390	840×1100×390
	Packing(H×W×D)	mm	1000×1185×530	1000×1185×530	1000×1185×530
Cabinet Color		–	Grayish White	Grayish White	Grayish White
Ref. Piping	Gas	mm	15.88	15.88	15.88
		inch	5/8	5/8	5/8
	Liquid	mm	9.53	9.53	9.53
		inch	3/8	3/8	3/8
Connectable Indoor Units	Quantity	pcs	10	12	13
	Connection Ratio	–	50%~150%	50%~150%	50%~150%
Piping Design	Max. Piping Length	m	80	80	80
	Height Difference Between ODU and IDU	m (OD higher)	50	50	50
		m (OD lower)	40	40	40
	Height Difference Between IDUs	m	15	15	15
Operation Range	Cooling	DB ℃	−10~52		
	Heating	WB/DB ℃	−25.5~15.5/−25~26		

Note:
1. Rated cooling capacity and rated heating capacity are tested in the following conditions:
   Cooling conditions: indoor air inlet temperature: 27℃ DB 19℃ WB, outdoor air inlet temperature: 35℃ DB, pipe length: 7.5m, pipe height difference: 0m.
   Heating conditions: indoor air inlet temperature: 20℃ DB, outdoor air inlet temperature: 7℃ DB 6℃ WB, pipe length: 7.5m, pipe height difference: 0m.
2. During cooling (48~52℃) or heating (23~26℃) operations, the unit may operate intermittently.



Take Hi-Smart E+ Series as an example.

High-efficiency DC Inverter Compressor

A high-efficiency DC inverter dual rotary compressor is adopted. It features unique dual-pressure chamber design and symmetrical location, which can effectively reduce the vibration and noise and improve the compressor performance, especially the performance under low-frequency operation.
Moreover, the dual rotary compressor has a small lubricating oil injection volume with stable oil return, and comes with a gas-liquid separator, which makes the system more reliable.

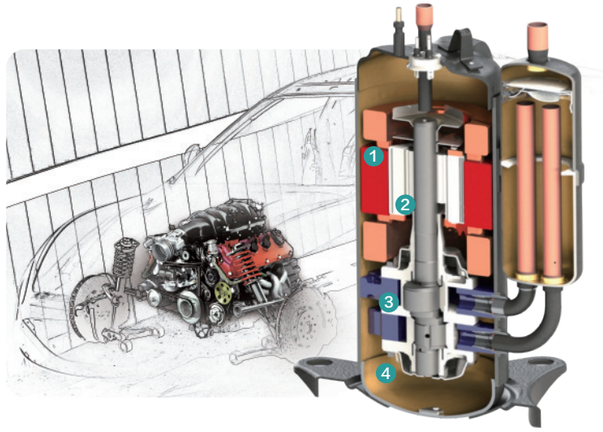

1 High-efficiency motor
Optimize the motor design to improve compressor performance.

2 Optimized rotor design
Lower the center of gravity of the compressor to reduce the noise and vibration.

3 Flat mechanism design
Improve the volumetric efficiency and the total performance.

4 Screw interactive fastening
Improve fastening effect and reduce deformation of the core.

Patented 360° Fitted Refrigerant Cooling Technology

To maintain the lifespan of the delicate electronic components, the unit uses patented 360° fitted refrigerant cooling technology to cool the whole electronic box effectively. It can overcome poor heat dissipation and solve high ambient temperature issues inside the electronic box, maintaining an efficient and reliable operation under harsh environment.

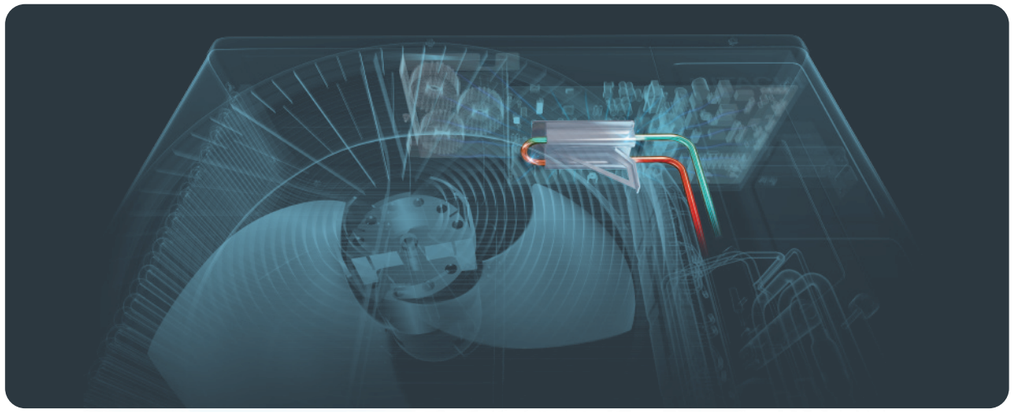

Note：1.Compared with air-cooled technology, the temperature in electric box can be reduced about by 10%.
2.There is no refrigerant cooling kit inside the Hi-Smart L+ series(single phase unit).

Wide Operating Range

Extended operation range creates wider application potential, in cooling mode the operation range is from −10℃* to 48℃ and in heating mode the operation range is from −20℃ to 26℃，which adapts to many extreme conditions.

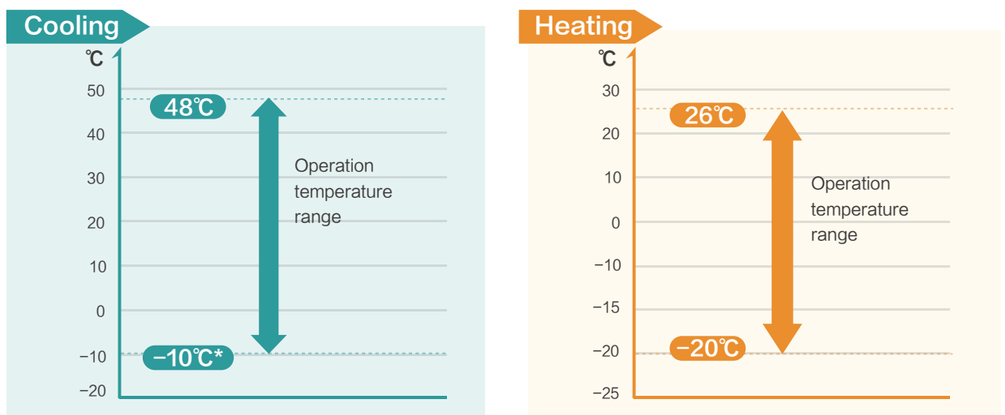

* In cooling mode, the operation is under interval operation when the temperature is below −5℃.

Bistable Four−way Valve

The bistable four−way valve is adopted in the outdoor unit, which only consumes power when reversing. During the normal operation (regardless of cooling or heating), it is no need to be energized. Compared with conventional four−way valve, it is more energy−saving. Moreover, the reliability of valve coil is greatly improved.



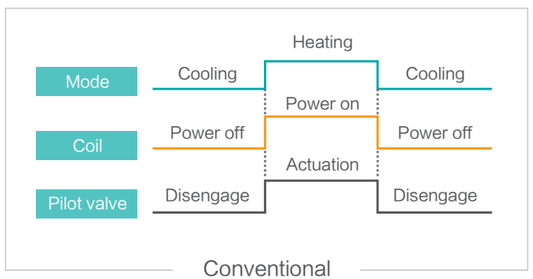

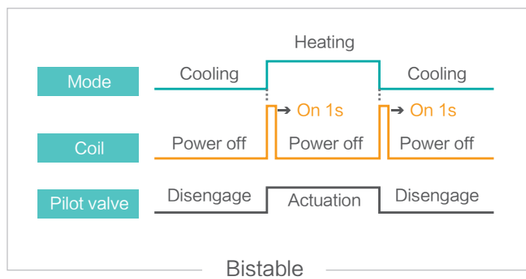

Hi−Black Fin (Standard)

All the heat exchangers adopt Hi−Black fin, which has excellent anti−corrosive performance. Hi−Black fins are coated with epoxy resin using film−forming techniques while the traditional resins are acrylic resins. The epoxy resin is 1.5 times thicker than acrylic resin, and its acid−resistant, alkali−resistant and salt−fog resistant properties is 3 times better than acrylic resin.



Note: For the anti−corrosive solution for the whole outdoor unit, please contact with our local engineers.

Further Air Discharge Distance

Optimized Air Duct System Design

An additional air duct like channel surrounding the fan is designed to further discharge the air and avoid discharge air from being absorbed again. Besides, together with the 30Pa external static pressure, air is tested to discharge up to 24% further compared with the conventional one.



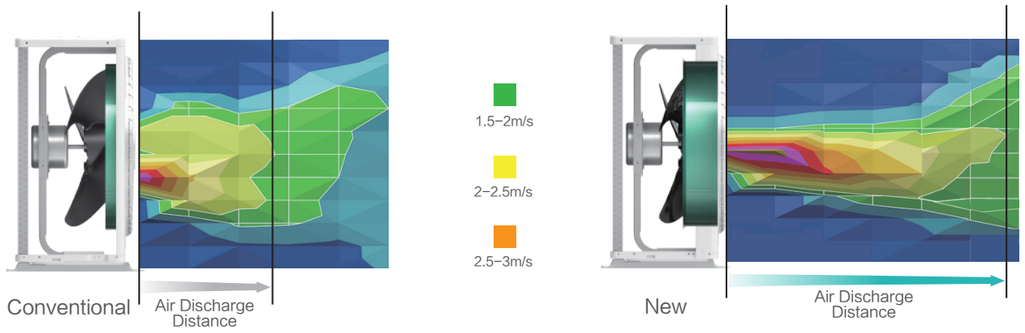

Hi-Smart E+ Series



Capacity (HP)			4.0	5.0	6.0
	Model		AVW-41HJFHH1	AVW-48HJFHH1	AVW-54HJFHH1
	Power Supply		AC 1Φ, 220-240V/50/60Hz		
Cooling	Capacity	kW	12.1	14.0	15.5
		Btu/h	41500	48000	53000
	Power Input	kW	3.73	4.33	5.64
	EER	W/W	3.24	3.23	2.75
	SEER	—	7.72	7.66	7.17
Heating	Capacity	kW	14.0	16.0	18.0
		Btu/h	48000	54500	61500
	Power Input	kW	2.99	3.73	4.63
	COP	W/W	4.05	3.75	3.35
	SCOP	—	4.41	4.36	4.26
Ventilation	Air Flow Rate	m³/min	71	71	71
Sound Pressure Level	Cooling/Heating	dB(A)	53/54	54/55	54/55
Weight	Net	kg	88	89	90
	Gross	kg	103	104	105
Outer Dimensions	Height	mm	990	990	990
	Width	mm	950	950	950
	Depth	mm	320	320	320
Packing Dimensions	Height	mm	1126	1126	1126
	Width	mm	1070	1070	1070
	Depth	mm	470	470	470
Cabinet Color		—	Grayish White		
Ref. Piping	Gas	mm	Φ15.88	Φ15.88	Φ15.88
		in.	5/8	5/8	5/8
	Liquid	mm	Φ9.53	Φ9.53	Φ9.53
		in.	3/8	3/8	3/8
Refrigerant	Type	—	R410A		
	Before Shipment	kg	4.0	4.0	4.0
Connectable Indoor Units	Max. Qty.	pc	8	9	10
	Connection Ratio	%	50-150	50-150	50-150
Piping Design	Max. Piping Length	m	70	70	70
	Total Piping Length	m	135	135	135
	Height Difference Between ODU and IDU	m	40	40	40
		m	30	30	30
	Height Difference Between IDUs	m	15	15	15
Operation Range	Cooling	DB(℃)	(-10*) -5 ~ 48		
	Heating	DB/WB(℃)	-20/-20.5 ~ 26/15.5		

NOTES:
1. The rated cooling and heating capacity are tested in the following conditions:
   Cooling Operation Conditions: indoor air inlet temperature: 27℃ DB 19℃ WB, outdoor air inlet temperature: 35℃ DB, pipe length : 7.5m, pipe lift: 0m
   Heating Operation Conditions: indoor air inlet temperature: 20℃ DB, outdoor air inlet temperature: 7℃ DB 6℃ WB, pipe length: 7.5m, pipe lift: 0m
2. The above noise values are measured in the anechoic chamber without reflected echo, therefore the impact of the reflected echo must be taken into consideration at the scene.
Measurement point: 1m from the service cover surface and 1.5m from floor level.
3. *1 When the temperature is between -10℃ and -5℃, the cooling operation is under interval operation.

Hi-Smart L+ Series



Capacity (HP)			4.0	5.0	6.0	4.0	5.0	6.0
	Model		AVW-41HJFHH2	AVW-48HJFHH2	AVW-54HJFHH2	AVW-41HKFHH2	AVW-48HKFHH2	AVW-54HKFHH2
	Power Supply		AC 1Φ, 220-240V/50/60Hz			AC 3Φ, 380-415V/50/60Hz		
Cooling	Capacity	kW	12.1	14.0	15.5	12.1	14.0	15.5
		Btu/h	41500	48000	53000	41500	48000	53000
	Power Input	kW	2.79	3.43	4.18	2.79	3.43	4.18
	EER	W/W	4.33	4.08	3.71	4.33	4.08	3.71
	SEER	—	8.20	8.10	8.00	8.20	8.10	8.00
Heating	Capacity	kW	14.0	16.0	18.0	14.0	16.0	18.0
		Btu/h	48000	54500	61500	48000	54500	61500
	Power Input	kW	3.08	3.71	4.47	3.08	3.71	4.47
	COP	W/W	4.55	4.31	4.03	4.55	4.31	4.03
	SCOP	—	4.85	4.70	4.55	4.85	4.70	4.55
Ventilation	Air Flow Rate	m³/min	90	90	100	120	120	127
Sound Pressure Level	Cooling/Heating	dB(A)	52/55	52/55	53/56	52/55	52/55	53/56
Weight	Net	kg	106	107	108	112	113	114
	Gross	kg	118	119	120	123	124	125
Outer Dimensions	Height	mm	1380	1380	1380	1380	1380	1380
	Width	mm	950	950	950	950	950	950
	Depth	mm	370	370	370	370	370	370
Packing Dimensions	Height	mm	1531	1531	1531	1531	1531	1531
	Width	mm	1070	1070	1070	1070	1070	1070
	Depth	mm	515	515	515	515	515	515
Cabinet Color		—	Grayish White					
Ref. Piping	Gas	mm	Φ15.88	Φ15.88	Φ15.88	Φ15.88	Φ15.88	Φ15.88
		in.	5/8	5/8	5/8	5/8	5/8	5/8
	Liquid	mm	Φ9.53	Φ9.53	Φ9.53	Φ9.53	Φ9.53	Φ9.53
		in.	3/8	3/8	3/8	3/8	3/8	3/8
Refrigerant	Type	—	R410A					
	Before Shipment	kg	3.8	3.8	4.1	3.8	3.8	4.1
Connectable Indoor Units	Max. Qty.	pc	9	11	12	9	11	12
	Connection Ratio	%	50-150	50-150	50-150	50-150	50-150	50-150
Piping Design	Max. Piping Length	m	100	100	100	100	100	100
	Total Piping Length	m	150	150	150	150	150	150
	Height Difference Between ODU and IDU	m	50	50	50	50	50	50
		m	40	40	40	40	40	40
	Height Difference Between IDUs	m	15	15	15	15	15	15
Operation Range	Cooling	DB(℃)	(-10*) -5 ~ 48					
	Heating	DB/WB(℃)	-20/-20.5 ~ 26/15.5					

NOTES:
1. The rated cooling and heating capacity are tested in the following conditions:
   Cooling Operation Conditions: indoor air inlet temperature: 27℃ DB 19℃ WB, outdoor air inlet temperature: 35℃ DB, pipe length : 7.5m, pipe lift: 0m
   Heating Operation Conditions: indoor air inlet temperature: 20℃ DB, outdoor air inlet temperature: 7℃ DB 6℃ WB, pipe length: 7.5m, pipe lift: 0m
2. The above noise values are measured in the anechoic chamber without reflected echo, therefore the impact of the reflected echo must be taken into consideration at the scene.
Measurement point: 1m from the service cover surface and 1.5m from floor level.
3. *1 When the temperature is between -10℃ and -5℃, the cooling operation is under interval operation.

Hi-Smart C+ Series



Capacity (HP)			8.0	10.0	12.0
	Model		AVW-76HKFHH2	AVW-96HKFHH2	AVW-114HKFHH2
	Power Supply		AC 3Φ, 380-415V/50/60Hz		
Cooling	Capacity	kW	22.4	28.0	33.5
		Btu/h	76400	95500	114300
	Power Input	kW	6.22	8.12	13.40
	EER	W/W	3.60	3.45	2.50
	SEER	—	7.00	7.80	7.55
Heating	Capacity	kW	25.0	31.5	37.5
		Btu/h	85300	107500	128000
	Power Input	kW	5.81	7.59	10.08
	COP	W/W	4.30	4.15	3.72
	SCOP	—	4.50	4.50	4.30
Ventilation	Air Flow Rate	m³/min	150	163	163
Sound Pressure Level	Cooling/Heating	dB(A)	55/58	56/59	56/59
Weight	Net	kg	145	157	158
	Gross	kg	161	174	175
Outer Dimensions	Height	mm	1650	1650	1650
	Width	mm	1100	1100	1100
	Depth	mm	390	390	390
Packing Dimensions	Height	mm	1806	1806	1806
	Width	mm	1185	1185	1185
	Depth	mm	530	530	530
Cabinet Color		—	Grayish White		
Ref. Piping	Gas	mm	Φ22.2	Φ25.4	Φ25.4
		in.	7/8	1/1	1/1
	Liquid	mm	Φ12.7	Φ12.7	Φ12.7
		in.	1/2	1/2	1/2
Refrigerant	Type	—	R410A		
	Before Shipment	kg	5.5	6.5	6.5
Connectable Indoor Units	Max. Qty.	pc	15	18	19
	Connection Ratio	%	50-150	50-150	50-150
Piping Design	Max. Piping Length	m	150	150	150
	Total Piping Length	m	300	300	300
	Height Difference Between ODU and IDU	m	50	50	50
		m	40	40	40
	Height Difference Between IDUs	m	15	15	15
Operation Range	Cooling	DB(℃)	(-10*) -5 ~ 48		
	Heating	DB/WB(℃)	-20/-20.5 ~ 26/15.5		

NOTES:
1. The rated cooling and heating capacity are tested in the following conditions:
   Cooling Operation Conditions: indoor air inlet temperature: 27℃ DB 19℃ WB, outdoor air inlet temperature: 35℃ DB, pipe length : 7.5m, pipe lift: 0m
   Heating Operation Conditions: indoor air inlet temperature: 20℃ DB, outdoor air inlet temperature: 7℃ DB 6℃ WB, pipe length: 7.5m, pipe lift: 0m
2. The above noise values are measured in the anechoic chamber without reflected echo, therefore the impact of the reflected echo must be taken into consideration at the scene.
Measurement point: 1m from the service cover surface and 1.5m from floor level.
3. *1 When the temperature is between -10℃ and -5℃, the cooling operation is under interval operation.

Hi-Smart H Series



Compact Size and Light Weight



Mini VRF H series outdoor units are compact in size for more convinient and flexible space design and installment hides in corners of balconies and yards or even on rooftops when necessary. With smaller and slimmer body frame meaning a lot of unnecessary weights are taken off which makes installment or positioning simpler.

Aviation Level Design of Grilling

Hisense H series creates a high-quality quiet environment. The design of the grilling follows the design concept of the aircraft engine design, which conforms to the aerodynamics principle. The noise has been greatly reduced. The grilling also increases safety as being a preventative for child figure being injured by the fan blade.



New Designed Air Channel

An additional air duct like channel surrounding the fan is designed to further discharge the air and avoid discharge air from being absorbed again. Air is tested to discharge up to 24% further compared with the conventional one. Besides, 30Pa external static pressure is available for units capacity ranged from 8HP to 12HP.

24%
Further Air Discharge

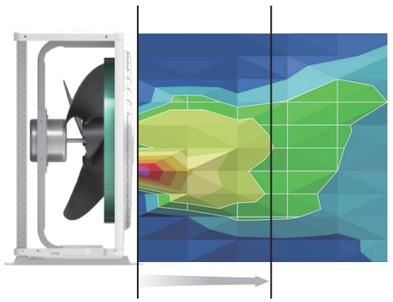

Air Discharge Distance

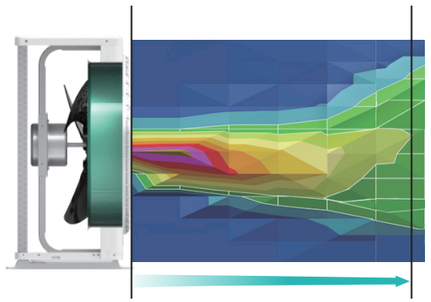

Air Discharge Distance

1.5-2m/s 2-2.5m/s 2.5-3m/s

Flexible Piping Connection

Installation restrictions on site does not stop Hisense mini VRF there with flexible piping directions which includes front, bottom, right, rear connections.



New Refrigerant Pipe Connection with Flare-nut Branch Pipe

Hisense VRF has newly developed the Flare-nut Branch Pipes, breaking through the common way of connecting refrigerant copper pipes by replacing welding processes with simple and safe flare nuts connections.

- Convenient and simple installation
- Saving installation time and cost
- Enhanced safety with no fire-involving process
- Preventing leakages due to poor welding
- No hot work permit application is required

Model: HFQ-052F#EN



Branch Pipe Double Nuts Connector

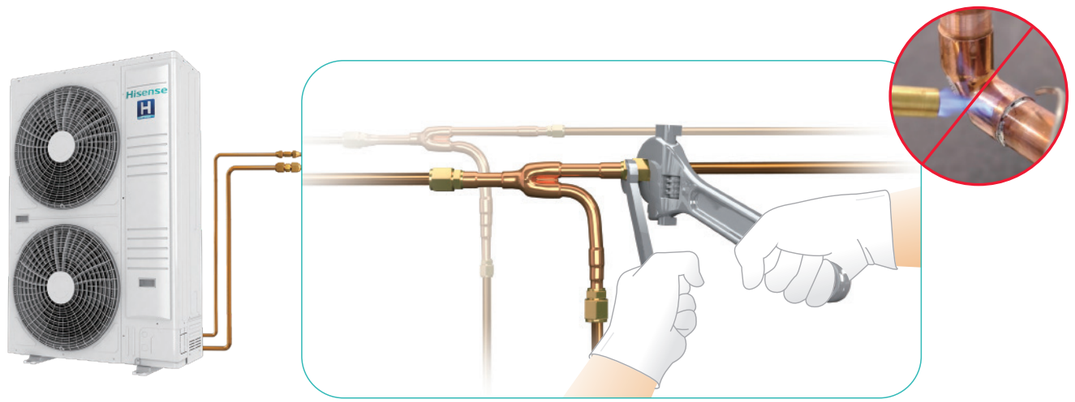

Excellent Piping Length

Increased piping length allows for flexible design and installation. Hisense inverter technology and two-level cooling technology allows longer piping length and outstanding height differences. The air-conditioning system can be implemented more flexibly.

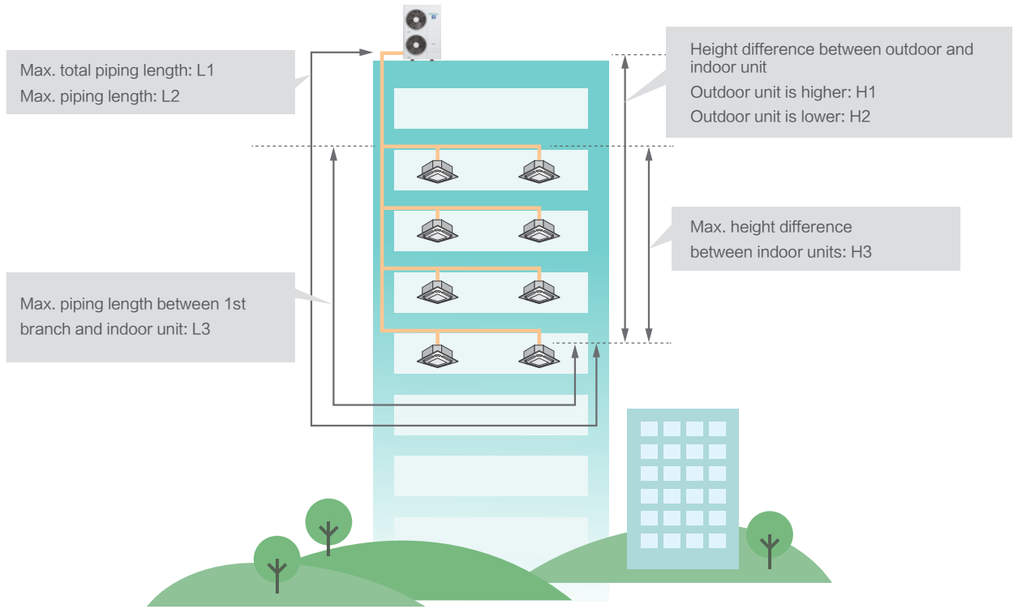

Power supply		AC 1Φ, 220-240V/ 50/60Hz			AC 1Φ, 220-240V/ 50/60Hz	AC 3Φ, 380-415V/ 50/60Hz	AC 3Φ, 380-415V/ 50/60Hz
HP		3HP	4HP	5HP	4/5/6HP	8HP	10/12HP
Picture							
Max. total piping length L1		30	40	60	120	150	250
Max. piping length L2		25	25	50	75	100	100
Max. length between the first branch pipe and the farthest indoor unit L3		10	15	20	30	30	40
Height difference between ODU and IDU	Outdoor unit is higher H1	20	20	20	30	50	50
	Outdoor unit is lower H2	20	20	20	30	40	40
Height difference between IDUs H3		3.5	3.5	3.5	10	15	15

Hi-Smart H Series



HP			3HP	4HP	5HP
	Model		AVW-28HJFH	AVW-34HJFH	AVW-43HJFH
	Power Supply		AC 1Φ, 220V-240V/50/60Hz		
Cooling	Capacity	kW	8.0	10.0	12.5
		kBtu/h	27.3	34.1	42.7
	Power Input	kW	1.93	2.43	2.98
	EER	kW/kW	4.15	4.27	4.19
Heating	Capacity	kW	9.5	11.2	14.0
		kBtu/h	32.4	38.2	47.8
	Power Input	kW	2.37	3.01	4.15
	COP	kW/kW	4.01	3.72	3.37
Ventilation	Air Flow Rate	m^3/min	46.5	69.0	78.0
Sound	Sound Pressure Level (Cooling/Heating)	dB(A)	50/52	53/55	54/57
Compressor	Type	-	Twin Rotary		
Refrigerant	Type	-	R410A	R410A	R410A
	Pre-charged Quantity	kg	2.5	2.8	2.8
Weight	Net Weight	kg	65	73	78
	Gross Weight	kg	72	81	86
Dimensions	External(HxWxD)	mm	800x950x370	800x950x370	800x950x370
	Packing(HxWxD)	mm	951x1070x515	951x1070x515	951x1070x515
Cabinet Color			Ivory White	Ivory White	Ivory White
Ref. Piping	Gas	mm	Φ15.88	Φ15.88	Φ15.88
		inch	5/8	5/8	5/8
	Liquid	mm	Φ9.53	Φ9.53	Φ9.53
		inch	3/8	3/8	3/8
Connectable Indoor Units	Quantity	pcs	5	6	8
	Total Capacity	-	50%-125%	50%-125%	50%-125%
Piping Design	Height Difference Between ODU and IDU	m	20	20	20
		m	20	20	20
	Height Difference Between IDUs	m	3.5	3.5	3.5
	Max. Piping Length	m	25	25	50
Operation Range	Cooling	DB	-5℃~46℃	-5℃~46℃	-5℃~46℃
	Heating	WB	-15℃~15.5℃	-15℃~15.5℃	-15℃~15.5℃

Notes:
1. Rated cooling capacity and rated heating capacity are tested in the following conditions:
   Cooling conditions: indoor air inlet temperature: 27℃ DB 19℃ WB, outdoor air inlet temperature: 35℃ DB, pipe length: 7.5m, pipe height difference: 0m.
   Heating conditions: indoor air inlet temperature: 20℃ DB, outdoor air inlet temperature: 7℃ DB 6℃ WB, pipe length: 7.5m, pipe height difference: 0m.
2. The sounf pressure level is based on following conditions:
   1.5m beneath the unit.
   The above data was measured in an anechoic chamber so that reflected sound should be taken into consideration in the field.

Hi-Smart H Series



HP			4HP	5HP	6HP
	Model		AVW-38HJFH	AVW-48HJFH	AVW-54HJFH
	Power Supply		AC 1Φ, 220V-240V/50/60Hz		
Cooling	Capacity	kW	11.2	14.0	15.5
		kBtu/h	38.2	47.8	52.9
	Power Input	kW	2.60	3.46	4.21
	EER	kW/kW	4.31	4.05	3.68
Heating	Capacity	kW	12.5	16.0	18.0
		kBtu/h	42.7	54.6	61.4
	Power Input	kW	2.78	3.71	4.47
	COP	kW/kW	4.50	4.31	4.03
Ventilation	Air Flow Rate	m³/min	90.0	90.0	100.0
Sound	Sound Pressure Level (Cooling/Heating)	dB(A)	50/52	52/54	53/55
Compressor	Type	–	Twin Rotary		
Refrigerant	Type	–	R410A	R410A	R410A
	Pre-charged Quantity	kg	3.8	3.8	4.1
Weight	Net Weight	kg	93	95	97
	Gross Weight	kg	111	111	111
Dimensions	External(HxWxD)	mm	1380x950x370	1380x950x370	1380x950x370
	Packing(HxWxD)	mm	1531x1070x515	1531x1070x515	1531x1070x515
Cabinet Color			Ivory White	Ivory White	Ivory White
Ref. Piping	Gas	mm	Φ15.88	Φ15.88	Φ15.88
		inch	5/8	5/8	5/8
	Liquid	mm	Φ9.53	Φ9.53	Φ9.53
		inch	3/8	3/8	3/8
Connectable Indoor Units	Quantity	pcs	9	11	11
	Total Capacity	–	50%-150%	50%-150%	50%-150%
Piping Design	Height Difference Between ODU and IDU	m	30	30	30
		m	30	30	30
	Height Difference Between IDUs	m	10	10	10
	Max. Piping Length	m	75	75	75
Operation Range	Cooling	DB	-5℃~46℃	-5℃~46℃	-5℃~46℃
	Heating	WB	-20℃~15.5℃	-20℃~15.5℃	-20℃~15.5℃

Notes:
1. Rated cooling capacity and rated heating capacity are tested in the following conditions:
   Cooling conditions: indoor air inlet temperature: 27℃ DB 19℃ WB, outdoor air inlet temperature: 35℃ DB, pipe length: 7.5m, pipe height difference: 0m.
   Heating conditions: indoor air inlet temperature: 20℃ DB, outdoor air inlet temperature: 7℃ DB 6℃ WB, pipe length: 7.5m, pipe height difference: 0m.
2. The sounf pressure level is based on following conditions:
   1.5m beneath the unit.
   The above data was measured in an anechoic chamber so that reflected sound should be taken into consideration in the field.

Hi-Smart H Series



HP			8HP	10HP	12HP
	Model		AVW-76HKFH1	AVW-96HKFH1	AVW-114HKFH1
	Power Supply		AC 3Φ, 380V-415V/50/60Hz		
Cooling	Capacity	kW	22.4	28.0	33.5
		kBtu/h	76.5	95.6	114.3
	Power Input	kW	6.37	7.75	10.30
	SEER	kW/kW	6.62	6.85	6.29
	EER	kW/kW	3.52	3.61	3.25
Heating	Capacity	kW	25.0	31.5	37.5
		kBtu/h	85.3	107.5	128
	Power Input	kW	5.84	7.00	10.00
	SCOP	kW/kW	4.10	4.21	3.98
	COP	kW/kW	4.28	4.50	3.75
Ventilation	Air Flow Rate	m³/min	127.0	150.0	163.0
Sound	Sound Pressure Level (Cooling/Heating)	dB(A)	57/58	58/59	59/60
Compressor	Type	–	Twin Rotary		
Refrigerant	Type	–	R410A	R410A	R410A
	Pre-charged Quantity	kg	5.63	5.50	6.50
Weight	Net Weight	kg	124	145	158
	Gross Weight	kg	139	161	175
Dimensions	External (HxWxD)	mm	1380x950x370	1650x1100x390	1650x1100x390
	Packing(HxWxD)	mm	1531x1070x515	1806x1185x530	1806x1185x530
Cabinet Color			Ivory White	Ivory White	Ivory White
Ref. Piping	Gas	mm	Φ19.05	Φ22.2	Φ25.4
		inch	3/4	7/8	1
	Liquid	mm	Φ9.53	Φ12.7	Φ12.7
		inch	3/8	1/2	1/2
Connectable Indoor Units	Quantity	pcs	15	17	19
	Total Capacity	–	50%-150%	50%-150%	50%-150%
Piping Design	Height Difference Between ODU and IDU	m	50	50	50
		m	40	40	40
	Height Difference Between IDUs	m	15	15	15
	Max. Piping Length	m	100	100	100
	Total Piping Length	m	150	250	250
Operation Range	Cooling	DB	-5℃~50℃	-5℃~50℃	-5℃~50℃
	Heating	WB	-20℃~15.5℃	-20℃~15.5℃	-20℃~15.5℃

Notes:
1. Rated cooling capacity and rated heating capacity are tested in the following conditions:
   Cooling conditions: indoor air inlet temperature: 27℃ DB 19℃ WB, outdoor air inlet temperature: 35℃ DB, pipe length: 7.5m, pipe height difference: 0m.
   Heating conditions: indoor air inlet temperature: 20℃ DB, outdoor air inlet temperature: 7℃ DB 6℃ WB, pipe length: 7.5m, pipe height difference: 0m.
2. The sounf pressure level is based on following conditions:
   1.5m beneath the unit.
   The above data was measured in an anechoic chamber so that reflected sound should be taken into consideration in the field.