

Overview

Model	Wired Controller HYXM-VB01A	Wired Controller HYXE-VC01	Wired Controller HYXE-VA01A	Wired Controller HYXM-VG01	Wired Controller HYXE-S01H	Wireless Controller HYE-VD01
Picture						
Max. connectable indoor units	6	6	16	16	16	—
Power supply	15V	15V	15V	15V	15V	3V
Dimension(mm)	86*90	86*86	120*120	120*120	120*70	178.6*47.8
Cool/Heat/Fan/Auto/Dry	●	●	●	●	●	●
Auto dehumidification(humidity sensor)	●	●	●	●	●	×
Fan speed	●	●	●	●	●	●
Louver setting	●	●	●	●	●	●
Temperature setting	●	●	●	●	●	●
Operation monitoring	●	●	●	●	●	×
Timer	●	●	●	●	●	●
7-day timer	●	×	×	●	×	×
Holiday setting	●	×	×	●	×	×
Main-sub connection	●	●	●	×	×	×
Main-sub control	×	×	×	●	×	×
Change indoor address	●	●	●	●	×	×
Check function	●	●	●	●	●	×
Option setting	●	●	●	●	●	×
Air filter cleaning reminding	●	●	●	●	●	×
Error code display	●	●	●	●	●	×
Auto test run	●	●	●	●	●	●
Indoor/outdoor PCB checking	●	●	●	●	●	×
Self diagnostic function	●	●	●	●	●	●
Back light	●	●	●	●	●	●
Built-in temperature sensor	×	●	●	●	×	●
Wireless control available	●	●	×	●	×	—
Individual louver control	●	●	●	●	×	●
Breeze mode	●	●	●	●	×	×
Motion sensor	●	×	●	●	×	×
Health(Airpure)	●	●	●	●	×	●
High-temp sterilization	×	×	×	●	×	×
Hi-Motion	●	×	×	●	×	×
ECO (energy saving)	●	●	●	●	×	●
Quiet (Indoor unit)	●	●	●	●	●	●
Sleep(Indoor unit)	●	●	●	●	×	●
Window interlock	●	●	●	●	×	×
Key card	●	●	●	●	×	×
3D-air flow	●	●	●	●	×	●
Child lock	●	●	×	●	×	×
Self cleaning	●	●	●	●	×	●
Auto changeover	×	×	×	●	×	×
Dynamic ESP	×	●	×	●	×	×
Outlet air temp limit	×	●	×	●	×	×

Remarks: Available: ● Unavailable: ×

Type		Wired Controller					Wireless Controller
	Model	HYXM-VB01A	HYXE-VC01	HYXM-VG01	HYXE-VA01A	HYXE-S01H	HYE-VD01
	Picture						
Indoor Unit	4-Way Cassette	○	○	○	○	○	○
	Mini 4-Way Cassette	○	○	○	○	○	○
	1-Way Cassette	○	○	○	○	×	○
	2-Way Cassette	○	○	○	○	×	○
	Ceiling Ducted Type (AC/DC)	○	○	○	○	○	○
	Ceiling Ducted Type (High/Low)	○	○	○	○	○	○
	Console	○	○	○	○	○	●
	Wall Mounted Type	○	○	○	○	○	●
	Ceiling & Floor Type	○	○	○	○	○	●
	Floor Concealed Type	○	○	○	○	×	○
	All Fresh Air	○	○	○	○	○	○
	Heat Recovery Ventilator	○	●	○	○	○	×
	AHU Kit	○	○	○	●	×	×

Type		Receiver Kit				Centralized Controller	ON/OFF
	Model	HYRE-V02H	HYRE-Z01H	HYRE-T03H	HYRE-X01H	HYJM-RA10D	HYJ-J01H
	Picture						
Indoor Unit	4-Way Cassette	×	×	○	×	○	○
	Mini 4-Way Cassette	×	○	×	×	○	○
	1-Way Cassette	×	×	×	○	○	○
	2-Way Cassette	○	×	×	×	○	○
	Ceiling Ducted Type (AC/DC)	○	×	×	×	○	○
	Ceiling Ducted Type (High/Low)	○	×	×	×	○	○
	Console	○	×	×	×	○	○
	Wall Mounted Type	○	×	×	×	○	○
	Ceiling & Floor Type	○	×	×	×	○	○
	Floor Concealed Type	○	×	×	×	○	○
	All Fresh Air	○	×	×	×	○	○
	Heat Recovery Ventilator	×	×	×	×	○	○

Remarks: Standard: ● Optional: ○ Incompatible: ×

Individual Control

Wired Controller

HYXM-VB01A



Mode	Cool/Heat/Auto/Fan/Dry
Timer	24-hour/Weekly schedule/Holiday setting
Maintenance	Error code/Parameter check/Auto test run/ Indoor&Outdoor PCB checking/Self diagnostic function
Louver	Louver setting/Individual louver control/ 3D-air flow
Special function	Breeze mode/Motion sensor/Health/ Hi-Motion/ECO/Quiet/Sleep/Self-cleaning
Fan speed	6
Temperature setting	0.5℃
Main-sub control	•
Air filter cleaning reminding	•
Back light	•
Wireless control available	•

Features

- Size: 86mm × 90mm
- Max. connectable indoor units: 6
- LCD display
- Touch screen
- Language:
  VB01A: English, Turkish, Russian, German, Arabic, spanish
  VB01A#01: English, French, Italian, Dutch, Polish, Thai

Colorful Screen

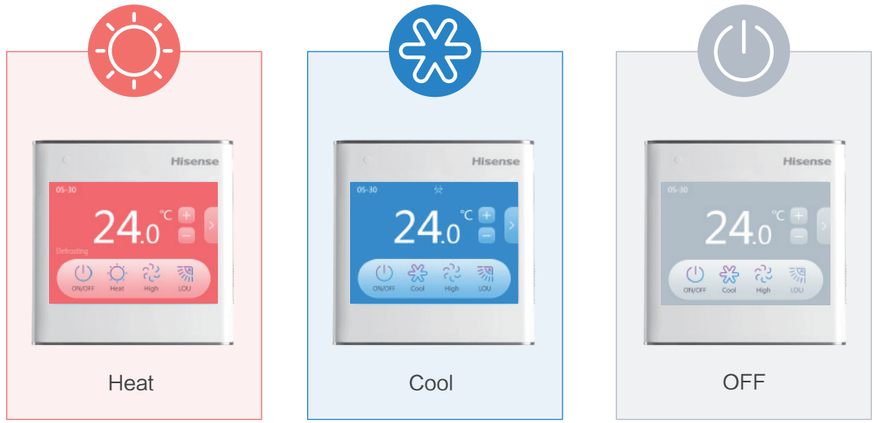

HYXE-VC01



Mode	Cool/Heat/Auto/Fan/Dry
Timer	24-hour timer
Maintenance	Error code/Parameter check/Auto test run/ Self diagnostic function/Indoor & Outdoor PCB checking/ Air filter cleaning reminding/IDU address setting
Louver	7 Louver setting/3D-air flow/ Individual louver control
Special function	Health/ECO/Quiet/Sleep/Self-cleaning
Fan speed	6
Temperature setting	0.5℃ accuracy/Display the setting temp. or room temp.
Main-sub control	•
Wireless control available	•
Built-in temperature sensor	•

Features

- Size: 86mm × 86mm
- Max. connectable indoor units: 6
- LCD display with back light
- Touch button
- Flat back-cover for easy mounting

HYXM-VG01



Mode	Cool/Heat/Auto/Fan/Dry
Timer	24-hour/Weekly schedule/Holiday setting
Maintenance	Error code/Parameter check/Auto test run/ Indoor&Outdoor PCB checking/Self diagnostic function
Louver	Louver setting/Individual louver control/ 3D-air flow
Special function	Breeze mode/Motion sensor/Health/ Hi-Motion/ECO/Quiet/Sleep
Fan speed	6
Temperature setting	0.5℃
Main-sub control	•
Air filter cleaning reminding	•
Back light	•
Built-in temperature sensor	•
Built-in receiver kit	•

Features

- Size: 120mm × 120mm
- Max. connectable indoor units: 16
- Touch button
- Language:
  Support 11 languages: English, French, German, Italian, Spanish, Dutch, Portuguese, Polish, Turkish, Russian, Arabic

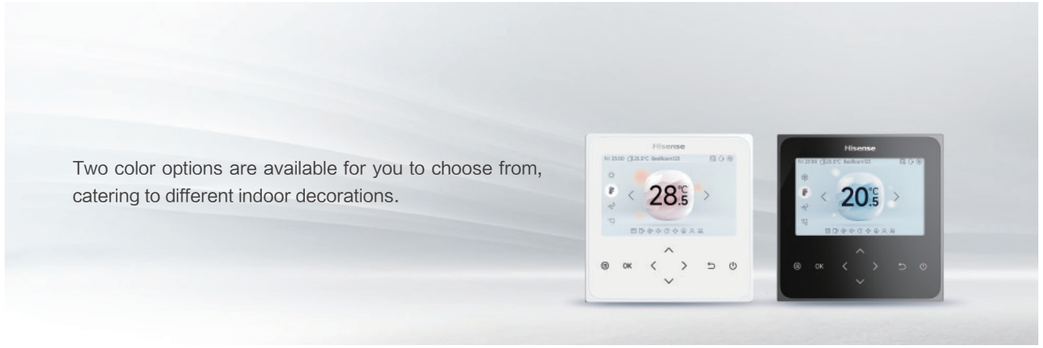

Diverse Display Colors

The colors displayed on the controller are based on the operation mode of indoor units, making it easier for users to get the current information of indoor units at a quick glance.

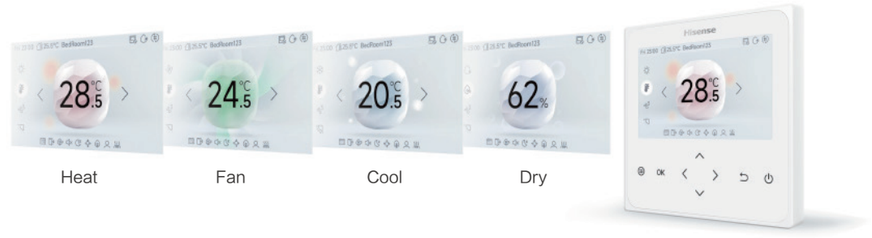

Brand-new Auto Changeover

Auto changeover allows the indoor unit to keep indoor temperature within a certain range by automatically switching the unit operation mode. No need for manual adjustments, our units does it all for you to ensure optimal indoor comfort at all times.



Refrigerant Leakage Alarm

When the refrigerant leaks, an alarm will pop up and the buzzer will sound to make the operation safe and reliable.

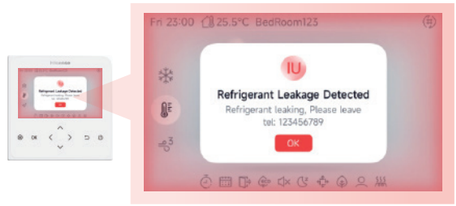

HYXE-VA01A



Mode	Cool/Heat/Auto/Fan/Dry
Timer	72-hour
Maintenance	Error code/Parameter check/Auto test run/ Indoor&Outdoor PCB checking/Self diagnostic function
Louver	Louver setting/Individual louver control/3D-air flow
Special function	Breeze mode/Motion sensor/Health/ECO/Quiet/ Sleep/Self-cleaning
Fan speed	6
Temperature setting	0.5℃
Main-sub control	•
Air filter cleaning reminding	•
Back light	•
Built-in temperature sensor	•

Features

- Size: 120mm × 120mm
- Max. connectable indoor units: 16
- LCD display
- Touch button

HYXE-S01H



Mode	Cool/Heat/Auto/Fan/Dry/Quiet
Timer	24-hour
Maintenance	Error code/Parameter check/Auto test run/ Indoor&Outdoor PCB checking/Self diagnostic function
Louver	Louver setting
Fan speed	6
Temperature control	•
Air filter cleaning reminding	•

Features

- Size: 120mm × 70mm
- Max. connectable indoor units: 16
- LCD display
- Touch button

Wireless Controller

HYE-VD01



Mode	Cool/Heat/Auto/Fan/Dry
Timer	24-hour timer
Maintenance	Auto test run/Self diagnostic function/ Identification of adjacent receiver
Louver	Louver setting/3D-air flow*/Individual louver control
Special function	Health/ECO/Quiet/Sleep/Self-cleaning
Fan speed	6
Temperature setting	1℃ accuracy/Display the setting temp. or room temp.
Built-in temperature sensor	•

Features

- Size: 178.6mm × 47.8mm
- LCD display with back light

* When used to control 3D air-flow Panels, an additional receiver kit of wireless control will be necessary.

Receiver Kit for Wireless Control-Optional

HYRE-X01H

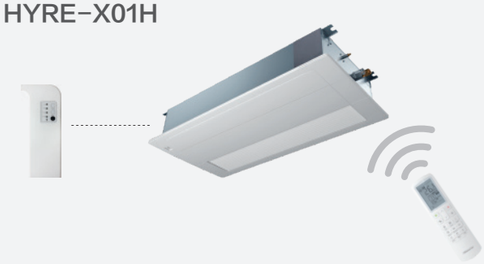

HYRE-V02H



HYRE-Z01H

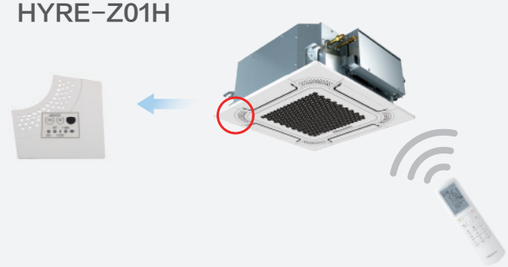

HYRE-T03H

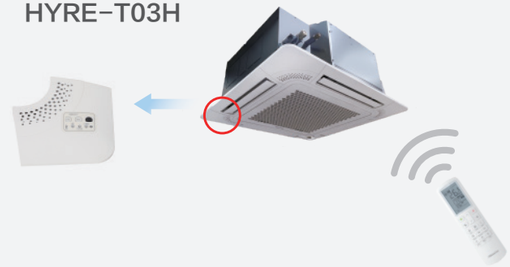

Centralized Control

Smart Touch II
HYJM-RA10D



Cool/Heat/Auto/Fan/Dry
Remote control with web access
Support rotation operation setting
Weekly/Holiday timer
Error reminder email
External input/Output function
ECO/Health/Self-cleaning/Quiet mode setting of the outdoor unit
Support OTA update (remotely) and USB update (locally)

Features

- 10 inch colorful touch screen
- 1280 × 800 High Resolution
- Size: 170mm × 252mm × 37mm
- Connected quantity:
  160 indoor units, 64 outdoor units
- 14 different languages:
  English, French, Spanish, German, Italian, Dutch, Polish, Turkish, Russian, Arabic, Portuguese, Vietnamese, Thai, Chinese

Energy Management

Visualized energy management is available through the Smart Touch II, enabling quick access to electricity consumption data and analysis. Utilizing big data analytics, it also provides energy-saving solutions to help you optimize energy usage efficiently.



Access Remotely with Ease

Users have the flexibility to control the air-conditioning system using either the local Smart Touch II or remote web access.



Free Connection

- Max. 4 Smart Touch controllers can be used in one system
- One controller can be connected to max. 160 IDUs, 64 ODUs



Future-proof

Ensure you stay up to date with both remote OTA updates and local USB updates.



Ideal for:
Offices, Schools, Factories, Hospitals, Hotels, Restaurants



ON/OFF Controller
HYJ-J01H



Group control (ON/OFF)
Indoor unit power OFF reminder
Indoor units Auto log in
Error reminder

Features

- Size: 120mm × 120mm
- Max. connectable indoor units: 128
- Max.connectable indoor unit groups: 16
- Touch button

Hi-Cloud Manager

Hisense Intelligent Control Solution



Intelligent Control

What is Hi-Cloud Manager?

Hi-Cloud Manager is the unified access management of Hisense HVAC intelligent control. Users can log in the control web at anytime and anywhere.
Five "Clouds" are embed in the web interface including Hi-Mit Cloud, Smart Touch Cloud, Hi-Dom Cloud, Hi-Checker Cloud, and Distributor Cloud (specially for distrubutors).

Features:

- Centralized remote control
- Overview of key data
- Operation statistics
- Global project map
- Project management
- Regional plane navigation
- Schedule management
- Energy conservation management
- Alarm and message management

URL https://hicloudmanager.hijuconn.com

It's recommended to use the Chrome browser.

Users-friendly

- **End user**
  Create a customized and smart experience.
- **Distributor**
  Upgrade service capabilities for the projects under control.
- **Service engineer**
  Ensure efficient service to improve customers' satification.

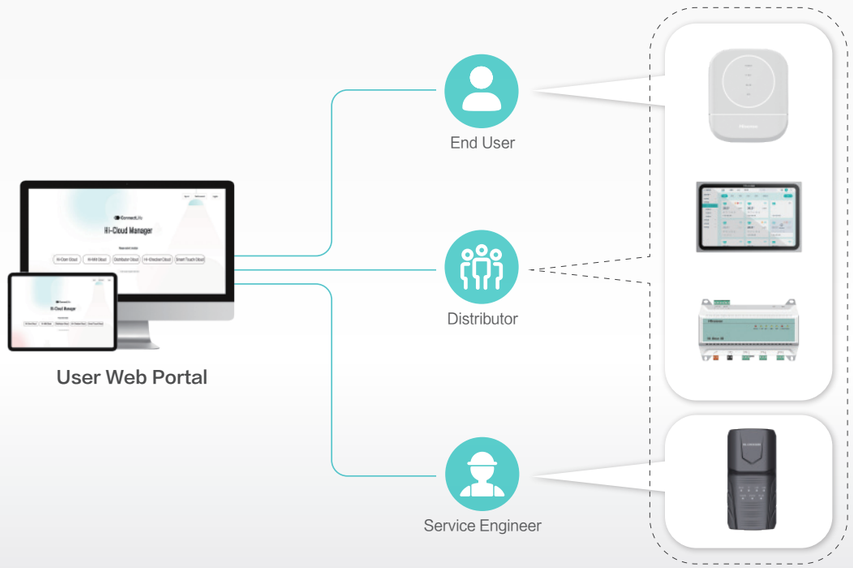



Anytime and anywhere, control is in your hands

Brand-new Adapter and App

- Stylish appearance and compact body
- Compatible with VRF, hydro box and heat recovery ventilator
- Supporting OTA update
- Simple and intuitive interfaces



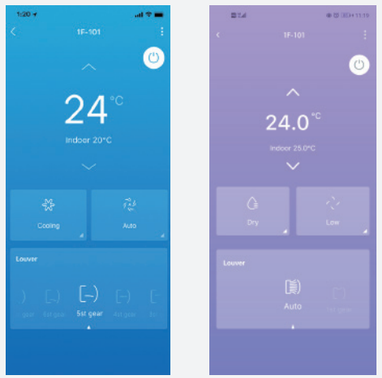

Convenient Control

- 12 languages available
- Energy management
- 2-level permission
- Online repair
- 7x24 schedule setting
- Customized scenes setting



Energy management interface





Customized mode interface

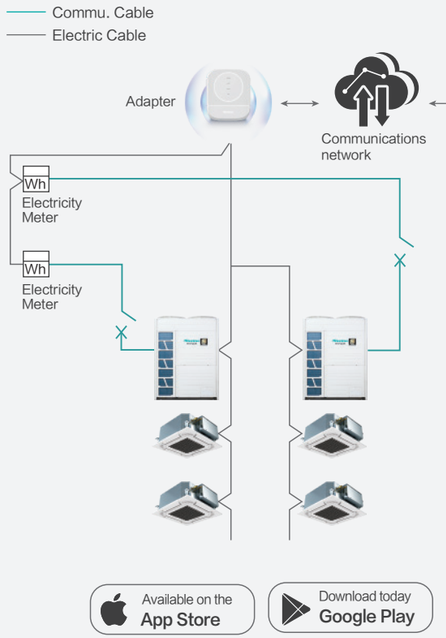

Strong Capability

- Up to 64 IDUs and 64 ODUs can be connected to one Hi-Mit II adapter.
- One user account of APP can control 8 adapters, up to 512 IDUs.

Specifications

Model	Power Supply	Max. Current	Power Input	Dimension	Net Weight
HCCS-H64H2C1M	DC 12V	1A	2.4W	91x117x31mm	0.14kg



Features

- Remote control available
- Multilevel user management
- AC control (on-off, mode, temp, air flow)
- AC locked control (running forbidden control, the max. and min. temp and cooling/heating locked)
- Running according to timer
- Malfunction history check
- Running record display
- Data synchronize
- Supporting for external I/O
- 2D navigation
- Electricity consumption allocation
- Multiple languages available
- Standard with Modbus RTU port

- Humanized interaction interface and comfortable user experience.

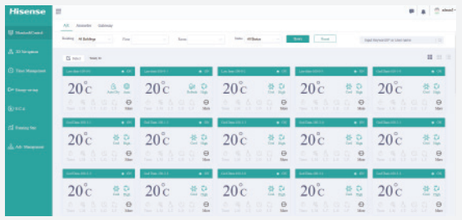

- The electricity consumption allocation makes it easy for users to allocate total electricity consumption among building occupants. Both segmented tariff and single tariff are available.

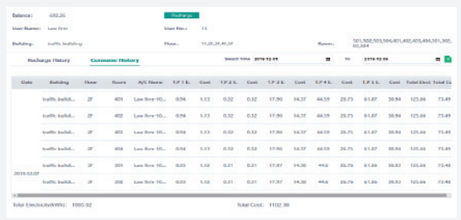

- Thanks to the 2D navigation, users can import floor plans and place indoor units in the corresponding rooms, creating a tailored system schematic. Thus all the indoor units can be monitored and controlled intuitively.

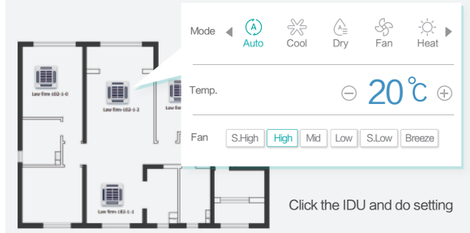

- Support operation history data record like the below picture. Also the operation data can be exported to excel format, convenient for customers to read.

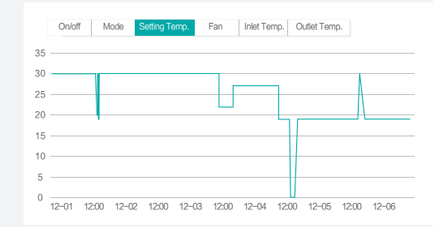

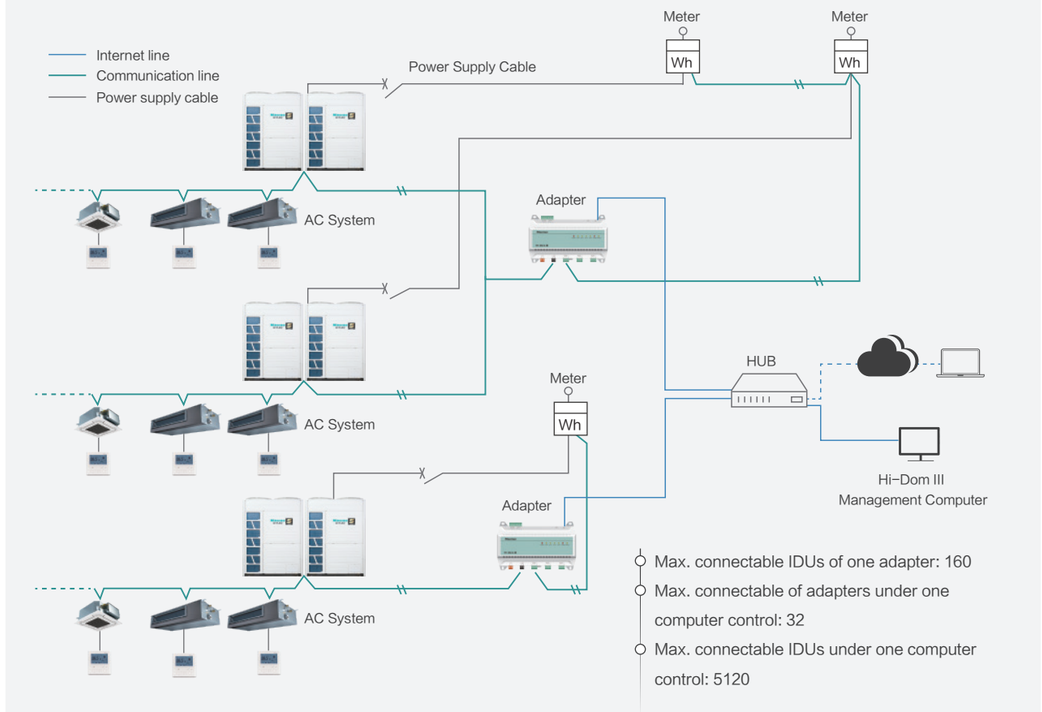

Specifications

	Model	Power Supply	Dimension (LxWxD)	Note
Adapter	HCCS-H160H2C2YM	12V	180x115.4x64.5mm	With electric charging function
	HCCS-H160H2C2NM	12V	180x115.4x64.5mm	Without electric charging function



Intelligent service tool, improves your service

Hi-Checker is a plug and play service tool, with which service engineers can access the system and monitor operation status or data, very convenient for system communication and maintenance. Besides, it features cloud-based management, easy to access operation status remotely.

- Small and Portable Body
- Remote Access
- Black Box Function
- Powerful Charts
- OTA Update

Easy to Use

- Compact size which allows high portability and space saving.
- Capable to slot in a 32G memory card for data collection and storage. Also the memory card and card reader are standard with Hi-Checker.
- Multiple choices of power supply types. It can be powered by the standard adapter (DC 5V), computer or power bank.
- Support OTA update, ensuring the software is always up to date.



Easy to Access

4 Ways to Access the Operation Data

- Conventional connection type. The simplest and reliable way by just connecting the Hi-Checker to your computer directly through USB.
- Internet connection type. Be connected to a stable Wi-Fi signal to achieve operation data and status monitoring anytime and anywhere.
- Hotspot connection type. Be connected to a temporary hotspot signal from the smartphone, allowing the Hi-Checker to remotely monitor the operation data when there is no stable Wi-Fi signal on site.
- SD card storage type. Hi-Checker equipped with SD card can be connected to the air conditioning system all the time, so that all the operation data can be stored in the card for later analysis.

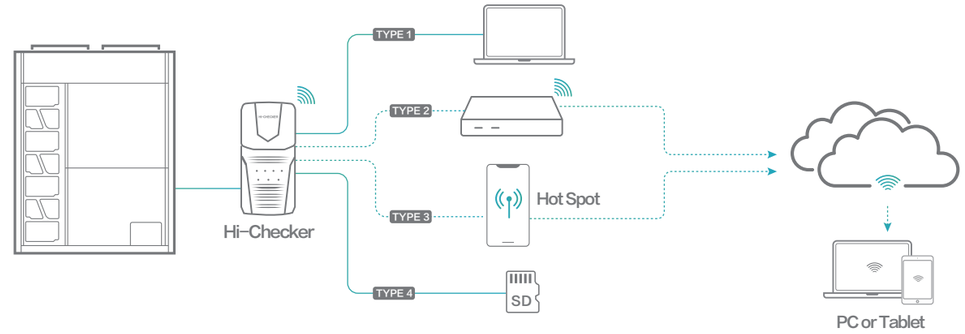

Easy to Understand

- Powerful and detailed chart analysis on the operation data, allowing users to determine the system condition easily. Together with the smart system diagram, it is interesting and easier for maintenance.
- Users can export the professional report either in .csv or .pdf format, very user-friendly.



Specifications

Mode	Size (LxWxH)mm	Net Weight (g)	Power Suppy	Connectable IDUs
HCCS-H64H2C2M	138x68x28	130	5V ⎓ 500mA	160

Building Management System

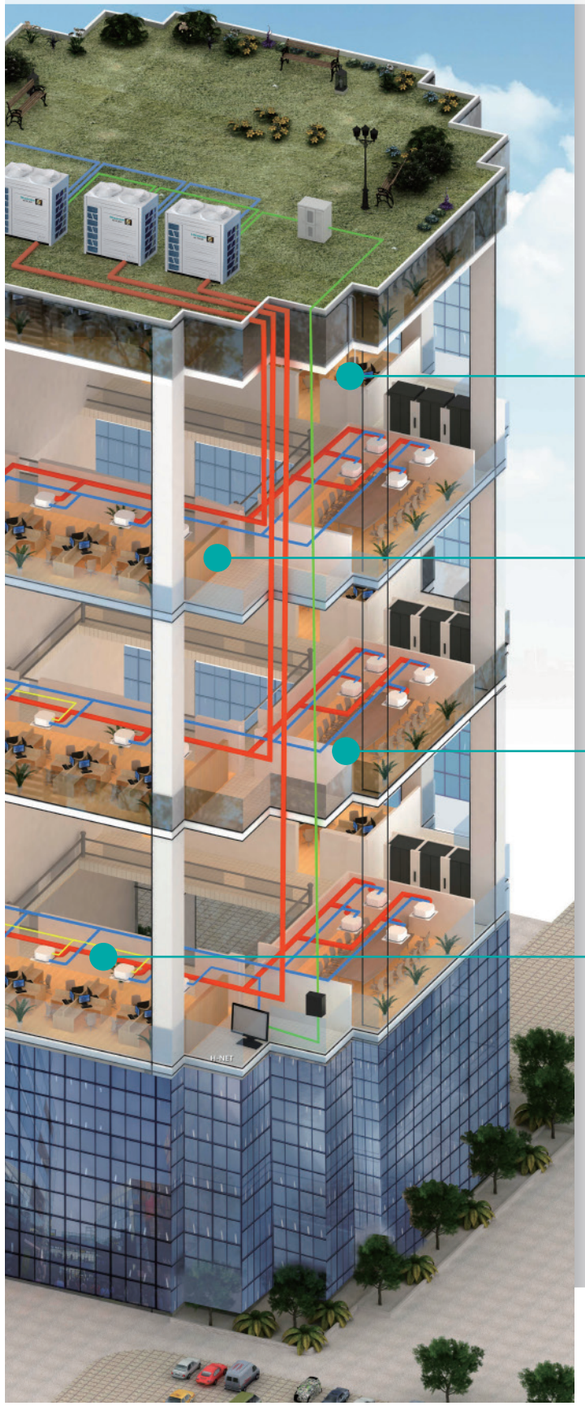

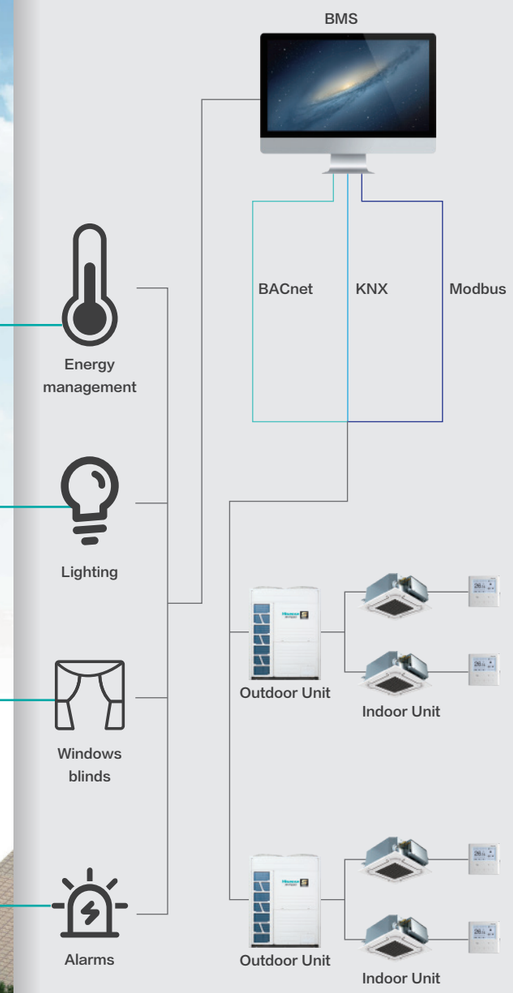

KNX®



KNX gateway	HS-RC-KNX-1i
Power Supply	DC, 29V
Max. Number of Connectable Indoor Units	1
Dimension (H × W × D)	70 × 70 × 28mm

Features

- Standard data point types
- Error code
- Directly control of all indoor units
- Air filter reminder
- Running hours counter

Modbus®



Modbus gateway	HCPC-H2M4C
Power Supply	DC, 12V
Max. Number of Connectable Indoor Units	160
Dimension (H × W × D)	50 × 170 × 220mm

Features

- On-Off setting
- Temperature setting
- Operating mode setting
- Inlet air temperature monitoring
- Airflow setting and monitoring
- All units On-Off control
- Alarm monitoring and code display
- Humidity control

Mini Modbus®



MiniModbus gateway	HCPC-H2M5C
Power Supply	DC, 12V
Max. Number of Connectable Indoor Units	32
Dimension (H × W × D)	27 × 75 × 100mm

Features

- On-Off Setting
- Temperature Setting (0.5℃ adjustment)
- Airflow Setting (Auto/3 or 6 fan speed)
- Humidification control
- Operating Mode Setting
- Inlet Air Temp. Monitoring
- All Units On/Off Control
- Alarm Monitoring and Code Display

BACnet® & KNX®



BACnet & KNX gateway	HCPC-H1KB16	HCPC-H1KB64
Power Supply	DC, 12~36V / 3W or AC, 24V/0.2A/50-60Hz or DC, 24V(Recommended)	
Max. Number of Connectable Indoor Units	16	64
Dimension (H × W × D)	100x115x100mm	100x115x100mm

Features

- Central control of all indoor units
- Indoor unit data monitoring
- Heat/Dry/Fan/Cool/Auto mode
- Control-vane position swing control
- Function prohibition of wired controller

Note: Bacnet®is a registered trademark of American Society of Heating, Refrigerating and Air-conditioning Engineers (ASHRAE).
Modbus®is a registered trademark of Schneider Electric.
KNX®is a registered trademark of Konnex.



Accessories

Hi-Motion

Model	Applicable Models	Picture
HCM-S01E	All types of indoor units	

Motion Sensor

Model	Applicable Models	Picture
HPS-MACN	Mini 4-Way Cassette Type	
HCM-01E	4-Way Cassette Type	

Fresh Air Duct Adapter

Model	Applicable Models	Picture
HFL-56CSA	4-Way Cassette Type and Mini 4-Way Cassette Type	

Humidity Sensor

Model	Applicable Models	Picture
HCHR-S01E	4-Way Cassette Type, Console, Ceiling Ducted Type	

Filter

Filter model	Filter Dimension	Frame Dimension	Application Models	Picture
HF-224L-FE	910×432.5mm	1055×463mm	AVD-76UX6SEH/L	
HF-280L-FE	1100×432.5mm	1245×463mm	AVD-76/96HJFH AVD-96UX6SFH/L	

Filter box model	Dimension (L×W×H) mm	Applicable Models	Applicable Filter	Picture
HFB-96LFGDE	1339×384×462	AVD-76/96HJFH	High-efficiency filter:HF-96HFGDE Coarse filter:HF-96LFGDE	

Drain Pump

Model	Applicable Models	Power Supply	Picture		
HPS-F133E	AVD-07~24HJFH / AVD-07-24HCFCH / AVD-07-24HCFCL	220-240V/50Hz	 HPS-F133/363/134/364E	 HPS-151	 HPS-F8103E
HPS-F363E	AVD-24HJFH1 / AVD-30~54HJFH / AVD-27-54HCFCH / AVD-27-54HCFCL				
HPS-F134E	AVD-07-24H3FCH	208-230V/60Hz			
HPS-F364E	AVD-27-54H3FCH				
HPS-151	All the High/Low Static Pressure Ceiling Ducted Units and All Fresh Air IDU 3-10HP	220-240V/50/60Hz			
HPS-F8103E	AVD-76/96HJFH	220-240V/50/60Hz			

3D Air-flow Panel

Panel Model	Applicable Models	Outer Dimensions (H×W×D)	Picture
HP-CB-NA	Ceiling ducted type (AC low-height) AVE-05/07/09/12*	180×740×70mm	
HP-DB-NA	Ceiling ducted type (AC low-height) AVE-15/17*	180×950×70mm	
HP-EB-NA	Ceiling ducted type (AC low-height) AVE-19/22/24*	180×1220×70mm	

AirPure Kit

Model	Power Supply	Applicable Indoor Units	Picture
HJK-ELZA	AC 1Φ, 220V~240V 50/60Hz	4-Way Cassette Type, Mini 4-Way Cassette Type	
HJK-ELZB	AC 1Φ, 220V~240V 50/60Hz	Ceiling Ducted, Console	

Voltage Protector

Model	Power Supply	Dimension （H×W×D）	Picture
HOPT-EOUPA01	AC 3Φ, 380V~415V/50Hz	295×222×103mm	

Note: Suitable for Hi-FLEXi S series, S series heat recovery unit and S mavo+ unit.

Piping Connection Kit

There are two types of piping connection kit, non-insulation type and insulation type. The models below are the referenced models without suffix. Please contact with our engineer for detailed model information when ordering.

Manifold Pipe (For outdoor unit)

(Indoor Unit on Left Side)

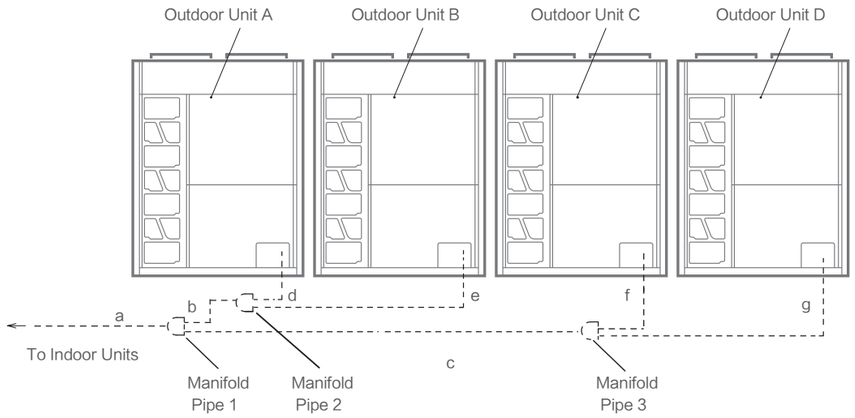

For S Series Heat Recovery 2 Pipes System

Outdoor Unit	AVWT-290~522FKFSA	AVWT-544FKFSA	AVWT-552~634FKFSA	AVWT-654~794FKFSA	AVWT-816FKFSA	AVWT-824~968FKFSA	AVWT-988~1066FKFSA	AVWT-1088FKFSA
Manifold Pipe1	HFQ-M32F	HFQ-M462F	HFQ-M462F	HFQ-M682F	HFQ-M682F	HFQ-M682F	HFQ-M682F	HFQ-M682F
Manifold Pipe2	-	-	HFQ-M32F	HFQ-M32F	HFQ-M462F	HFQ-M32F	HFQ-M462F	HFQ-M462F
Manifold Pipe3	-	-	-	-	-	HFQ-M32F	HFQ-M32F	HFQ-M462F

For S Series Heat Recovery 3 Pipes System

Outdoor Unit	AVWT-290~344FKFSA	AVWT-360~522FKFSA	AVWT-544FKFSA	AVWT-552FKFSA	AVWT-570~634FKFSA	AVWT-654~794FKFSA	AVWT-816FKFSA	AVWT-824~968FKFSA	AVWT-988~1066FKFSA	AVWT-1088FKFSA
Manifold Pipe1	HFQ-M212F	HFQ-M302F	HFQ-M462XF	HFQ-M462XF	HFQ-M462XF	HFQ-M682XF	HFQ-M682XF	HFQ-M682XF	HFQ-M682XF	HFQ-M682XF
Manifold Pipe2	-	-	-	HFQ-M212F	HFQ-M302F	HFQ-M302F	HFQ-M462XF	HFQ-M302F	HFQ-M462XF	HFQ-M462XF
Manifold Pipe3	-	-	-	-	-	-	-	HFQ-M302F	HFQ-M302F	HFQ-M462XF

For S Series System

Outdoor Unit	AVWT-290~422HKSS	AVWT-444~544HKSS	AVWT-552~634HKSS	AVWT-654HKSS	AVWT-676~816HKSS	AVWT-824~886HKSS	AVWT-908~1088HKSS
Manifold Pipe1	HFQ-M32F	HFQ-M462F	HFQ-M462F	HFQ-M682F	HFQ-M682F	HFQ-M682F	HFQ-M682F
Manifold Pipe2	-	-	HFQ-M32F	HFQ-M32F	HFQ-M462F	HFQ-M462F	HFQ-M462F
Manifold Pipe3	-	-	-	-	-	HFQ-M32F	HFQ-M462F

For S mavo+ Series System

Outdoor Unit	AVWT-290~422HKFSEA	AVWT-444~544HKFSEA	AVWT-552~634HKFSEA	AVWT-654~696HKFSEA	AVWT-714~816HKFSEA	AVWT-824~886HKFSEA	AVWT-908~1088HKFSEA
Manifold Pipe1	HFQ-M32F	HFQ-M462F	HFQ-M462F	HFQ-M682F	HFQ-M682F	HFQ-M682F	HFQ-M682F
Manifold Pipe2	-	-	HFQ-M32F	HFQ-M32F	HFQ-M462F	HFQ-M462F	HFQ-M462F
Manifold Pipe3	-	-	-	-	-	HFQ-M32F	HFQ-M462F

For X3 Series System

Outdoor Unit	AVWT-172~229UESZX	AVWT-250~307UESZX	AVWT-324~386UESZX	AVWT-404~460UESZX	AVWT-480~620UESZX
Manifold Pipe1	HFQ-M22F	HFQ-M32F	HFQ-M32F	HFQ-M32F	HFQ-M462F
Manifold Pipe2	-	-	HFQ-M22F	HFQ-M32F	HFQ-M32F
Manifold Pipe3	-	-	-	-	HFQ-M32F

For W Series 2 Pipes System

Outdoor Unit	AVWT-210~AVWT-280(22HP~24HP)	AVWT-250~AVWT-380(26HP~40HP)	AVWT-400~AVWT-570(42HP~60HP)
Manifold Pipe1	HFQ-M22F	HFQ-M32F	HFQ-M32F
Manifold Pipe2	-	-	HFQ-M32F

For W Series 3 Pipes Heat Recovery System

Outdoor Unit	AVWT-202~AVWT-212(22HP~24HP)	AVWT-250~AVWT-344(26HP~36HP)	AVWT-360~AVWT-380(38HP~40HP)	AVWT-400~AVWT-570(42HP~60HP)
Manifold Pipe1	HFQ-M202F	HFQ-M212F	HFQ-M302F	HFQ-M302F
Manifold Pipe2	-	-	-	HFQ-M302F

Branch Pipe (For indoor unit)

First Branch Pipe

For S Series Heat Recovery 2 Pipes System

Outdoor Unit HP	8 to 10	12 to 16	18 to 24	26 to 54	56 to 66	68 to 112
Branch Pipe	HFQ-102F	HFQ-162F	HFQ-242F	HFQ-302F	HFQ-462F	HFQ-682F

For S Series Heat Recovery 3 Pipes System

Outdoor Unit HP	8 to 10	12 to 16	18 to 24	26 to 36	38 to 54	56 to 66	68 to 112
Branch Pipe	HFQ-M282F	HFQ-M452F	HFQ-M562F	HFQ-M692F	HFQ-M902F	HFQ-462XF	HFQ-682XF

For S/S mavo+ Series System

Outdoor Unit HP	8 to 10	12 to 16	18 to 24	26 to 44	46 to 66	68 to 112
Branch Pipe	HFQ-102F	HFQ-162F	HFQ-242F	HFQ-302F	HFQ-462F	HFQ-682F

For X3 Series System

Outdoor Unit HP	8 to 10	12 to 16	18 to 24	26 to 44	46 to 66	68 to 112
Branch Pipe	HFQ-102F	HFQ-162F	HFQ-242F	HFQ-302F	HFQ-462F	HFQ-682F

First Branch Pipe~Last Branch Pipe

For S Series Heat Recovery 2 Pipes System

Total Indoor Unit Hp	Lower than 6	6 to 8.99	9 to 11.99	12 to 15.99	16 to 17.99	18 to 25.99	26 to 35.99	36 to 55.99	56 to 57.99	58 to 67.99	Over 68
Gas (mm)	15.88	19.05	22.2	25.4	28.6	28.6	31.75	38.1	41.3	44.5	50.8
Liquid (mm)	9.53	9.53	9.53	12.7	12.7	15.88	19.05	19.05	22.2	22.2	25.4
Branch Pipe	HFQ-102F	HFQ-102F	HFQ-102F	HFQ-162F	HFQ-162F	HFQ-242F	HFQ-302F	HFQ-302F	HFQ-462F	HFQ-462F	HFQ-682F

For S Series Heat Recovery System

Total Indoor Unit Hp	Lower than 6	6 to 8.99	9 to 11.99	12 to 15.99	16 to 17.99	18 to 21.99	22 to 25.99	26 to 35.99	36 to 55.99	56 to 57.99	58 to 67.99	Over 68
Low Pressure Gas (mm)	15.88	19.05	22.2	25.4	28.6	28.6	28.6	31.75	38.1	41.3	44.5	50.8
High/Low Pressure Gas (mm)	12.7	15.88	19.05	22.2	22.2	22.2	25.4	28.6	31.75	38.1	41.3	44.5
Liquid(mm)	9.53	9.53	9.53	12.7	12.7	15.88	15.88	19.05	19.05	22.2	22.2	25.4
Branch Pipe	HFQ-M142F	HFQ-M282F	HFQ-M282F	HFQ-M452F	HFQ-M562F	HFQ-M562F	HFQ-M692F	HFQ-M692F	HFQ-M902F	HFQ-462XF	HFQ-462XF	HFQ-462XF

For S/S mavo+ Series System

Total Indoor Unit Hp	Lower than 6	6 to 8.99	9 to 11.99	12 to 15.99	16 to 17.99	18 to 25.99	26 to 33.99	34 to 45.99	46 to 58.99	59 to 68.99	Over 69
Gas (mm)	15.88	19.05	22.2	25.4	28.6	28.6	31.75	38.1	41.3	44.5	50.8
Liquid (mm)	9.53	9.53	9.53	12.7	12.7	15.88	19.05	19.05	22.2	22.2	25.4
Branch Pipe	HFQ-102F	HFQ-102F	HFQ-102F	HFQ-162F	HFQ-162F	HFQ-242F	HFQ-302F	HFQ-302F	HFQ-462F	HFQ-462F	HFQ-682F

For X3 Series System

Total Indoor Unit Hp	Lower than 6	6 to 8.99	9 to 11.99	12 to 15.99	16 to 17.99	18 to 25.99	26 to 33.99	34 to 45.99	46 to 58.99	59 to 68.99	Over 69
Gas (mm)	15.88	19.05	22.2	25.4	28.6	28.6	31.75	38.1	41.3	44.5	50.8
Liquid (mm)	9.53	9.53	9.53	12.7	12.7	15.88	19.05	19.05	22.2	22.2	25.4
Branch Pipe	HFQ-102F	HFQ-102F	HFQ-102F	HFQ-162F	HFQ-162F	HFQ-242F	HFQ-302F	HFQ-302F	HFQ-462F	HFQ-462F	HFQ-682F

Last Branch Pipe~Indoor Unit

Indoor Unit	Pipe Size (Φmm)		Max. Liquid Pipe Length
	Gas Pipe	Liquid Pipe	
7kBtu/h~14kBtu/h	12.70	6.35*1	40
17kBtu/h~18kBtu/h	15.88	6.35*1	40
22kBtu/h~54kBtu/h	15.88	9.53	40
76kBtu/h	19.05	9.53	40
96kBtu/h	22.20	9.53	40

Note：1. When liquid pipe length of indoor unit (07~18kBtu/h) is more than 15m, please change the liquid pipe dimension from Φ6.35 into Φ9.53.

Manifold Pipe Parameter

Unit: mm, ID: Inner Diameter, OD: Outer Diameter.

Model	Gas Line	Liquid Line	Reducer for Gas Line	Reducer for Liquid Line
HFQ-M22F#E HFQ-M22F#ES	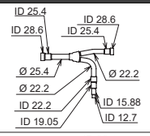	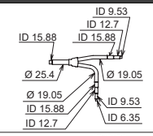	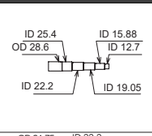	——
HFQ-M32F#E HFQ-M32F#ES	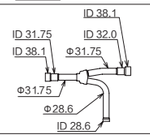	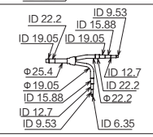	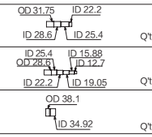	——

Manifold Pipe Parameter

Model	Low Pressure Gas Line	High Pressure Gas Line	Liquid Line	Reducer for Low Pressure Gas Line	Reducer for High Pressure Gas Line	Reducer for Liquid Line
HFQ-M202F#E	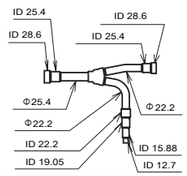	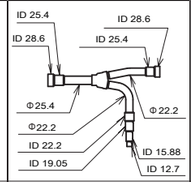	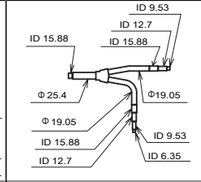	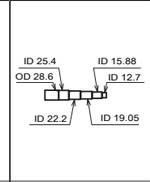	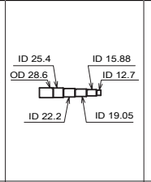	——
HFQ-M212F#E	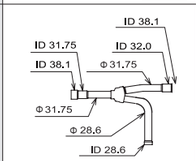	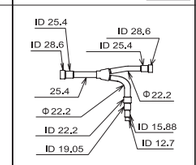	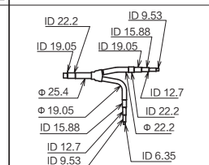	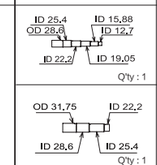	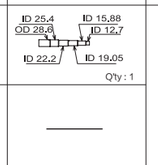	——
HFQ-M302F#E	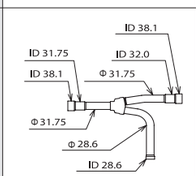	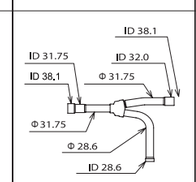	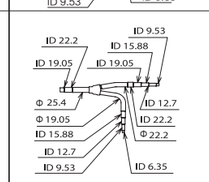	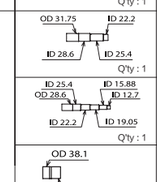	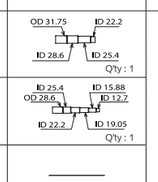	——
HFQ-M462XF#ES	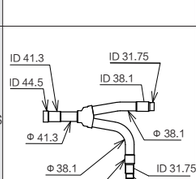	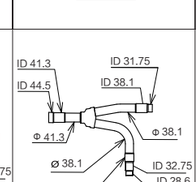	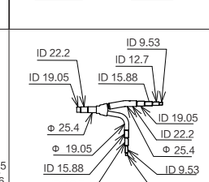	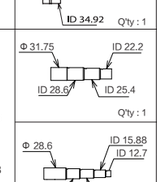	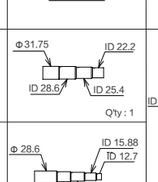	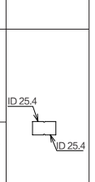
HFQ-M682XF#ES	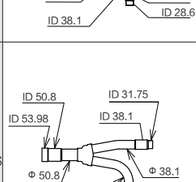	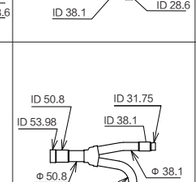	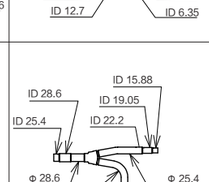	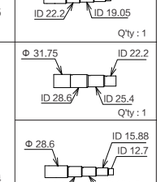	——
HFQ-M682XF#ES	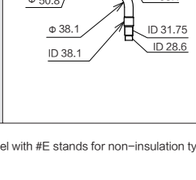	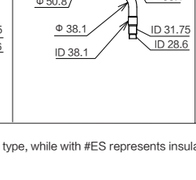	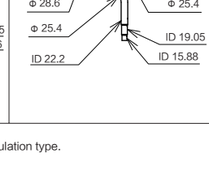	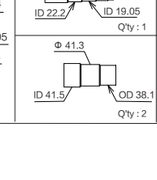	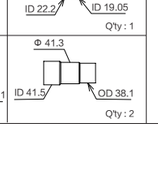	——

Note: The model with #E stands for non-insulation type, while with #ES represents insulation type.

Branch Pipe Parameter

Model	Low Pressure Gas Line	High Pressure Gas Line	Liquid Line	Reducer for Low Pressure Gas Line	Reducer for High Pressure Gas Line	Reducer for Liquid Line
HFQ-M142F#E	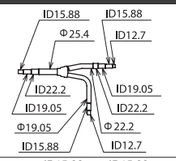	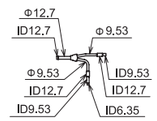	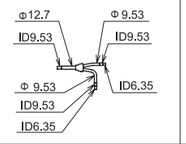	——	——	 Q'ty :2
HFQ-M282F#E	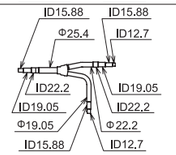	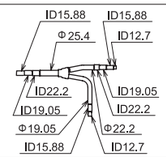	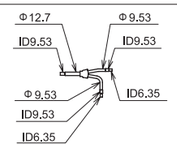	——	——	 Q'ty :2
HFQ-M452F#E	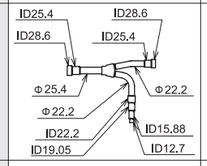	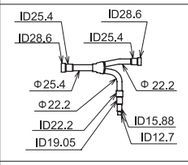	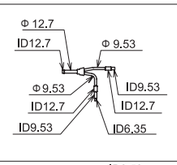	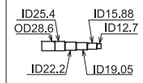 Q'ty :1	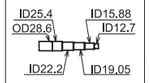 Q'ty :2	 Q'ty :1
HFQ-M562F#E	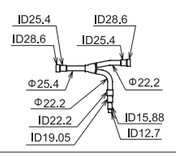	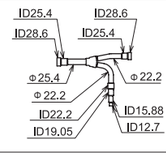	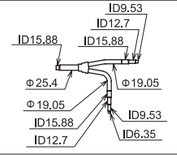	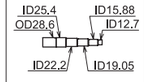 Q'ty :1	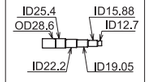 Q'ty :2	 Q'ty :1
HFQ-M692F#E	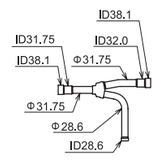	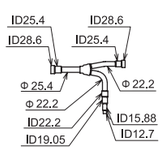	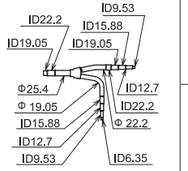	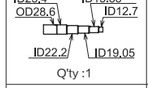 Q'ty :1 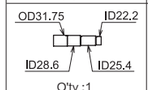 Q'ty :1	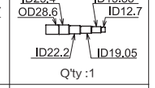 Q'ty :1 ——	 Q'ty :1
HFQ-M902F#E	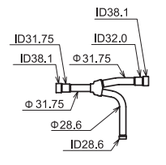	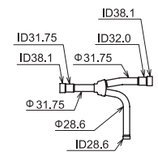	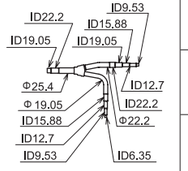	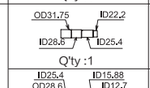 Q'ty :1  Q'ty :1 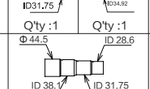 Q'ty :1 Q'ty :1	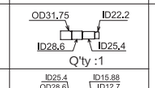 Q'ty :1 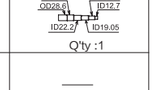 Q'ty :1 ——	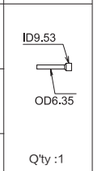 Q'ty :1
HFQ-462XF#ES	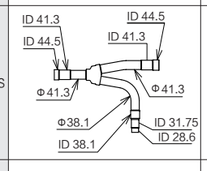	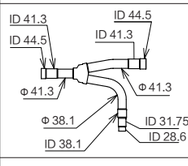	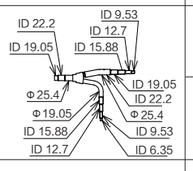	Q'ty :1 Q'ty :2	Q'ty :1 Q'ty :2	Q'ty :1
HFQ-682XF#ES				Q'ty :1 Q'ty :2	Q'ty :1 Q'ty :2	Q'ty :2 Q'ty :1

Note: The model with #E stands for non-insulation type, while with #ES represents insulation type.

Branch Pipe Parameter

Model	Gas Line	Liquid Line	Reducer for Gas Line	Reducer for Liquid Line
HFQ-052F#E			——	——
HFQ-102F#E HFQ-102F#ES			——	Q'ty : 2
HFQ-162F#E HFQ-162F#ES			Q'ty: 1	Q'ty: 1
HFQ-242F#E HFQ-242F#ES			Q'ty: 1	Q'ty: 1
HFQ-302F#E HFQ-302F#ES				Q'ty: 1
HFQ-462F#E HFQ-462F#ES				
HFQ-682F#E HFQ-682F#ES				

Note: The model with #E stands for non-insulation type, while with #ES represents insulation type.